

Pony Club[®]

Where it all begins



Western Dressage Rulebook

2021

THE USPC PLEDGE

*As a Member of the United States Pony Club,
I stand for the best in sportsmanship as well as in horsemanship.
I shall compete for the enjoyment of the game well played and
take winning or losing in stride, remembering that without good
manners and good temper, sport loses its cause for being.
I shall endeavor to maintain the best tradition of the ancient and
noble skill of horsemanship, always treating my horse
with consideration due a partner.*

USPC MISSION STATEMENT

The United States Pony Clubs, Inc. develops character, leadership, confidence, and a sense of community in youth through a program that teaches the care of horses and ponies, riding and mounted sports.

Introduction

The object of western dressage is the harmonious development of the horse in both mind and body. Every horse, regardless of its type or use, can benefit from this training. Western Dressage requires the horse and rider to combine strength and agility with the elegance and beauty of ballet.

Competitions

Competitions are held at many levels, beginning with Intro and Basic Level, and continuing through Level Four. A dressage test is a series of movements, performed at various gaits, designed to test the rider's ability to communicate with their horse. Each movement is performed at a specified point in the arena and is scored individually on a scale from 0 to 10. A score of 0 means no portion of the movement was executed, while a score of 10 shows excellent execution. The individual scores are added and then calculated as a percentage of possible points to come up with a final score. The highest percentage wins the class.

USPC CORE VALUES

Horsemanship with respect to healthcare, nutrition, stable management, handling and riding a mount safely, correctly and with confidence.

Organized teamwork including cooperation, communication, responsibility, leadership, mentoring, teaching and fostering a supportive yet competitive environment.

Respect for the horse and self through horsemanship; for land through land conservation; and for others through service and teamwork.

Service by providing an opportunity for members, parents, and others to support the Pony Club program locally, regionally and nationally through volunteerism.

Education at an individual pace to achieve personal goals and expand knowledge through teaching others.

Tests are different for each level and are written so there is a way to consistently measure the horse's progress through the levels. Judges are looking for accuracy, obedience, suppleness of the horse, quality of the gaits, and the rider's use of the aids. There are also musical freestyle dressage tests for individual riders.

Western Dressage in Pony Club

Pony Club has just recently begun offering the sport of Western Dressage. With its close connection to classic Dressage, it is easy for Dressage rallies to incorporate Western Dressage into their competition. During a rally members compete as a team and are judged not only on their riding skills, but also how well they take care of their mounts.

© 2021 The United States Pony Clubs, Inc. (USPC)

4041 Iron Works Parkway, Lexington, Kentucky 40511-8462 • (859) 254-7669 • Fax (859) 233-4652
Copying permitted for internal use only by members and volunteers of The United States Pony Clubs

Table of Contents

SECTION I: USPC Rally Uniform Officiation Rules (UOR)

Article 1—Rally Definition	1
Article 2—Governing Rules	1
Article 3—Responsibility	1
Article 4—Legal Liability	1
Article 5—Member Participation and Eligibility	2
Article 6—Member in Good Standing	2
Article 7—Code of Conduct Expectations	2
Article 8—Human Substances and Weapons Policy	2
Article 9—Mounts	2
Article 10—Substitution of Mounts	3
Article 11—Sharing of Mounts	3
Article 12—Equine Drugs & Medication	3
Article 13—Cruelty to and Abuse of a Mount	3
Article 14—Dangerous Riding	4
Article 15—Safety	5
Article 16—Heat Related Information	5
Article 17—Concussion and Return to Play	6
Article 18—Unauthorized Assistance and Permitted Assistance in all Phases	6
Article 19—Excused	7
Article 20—Elimination	7
Article 21—Disqualification	7

Section II: General Regulations

Chapter 1—Team Composition

Article 22—Team Formation	8
Article 23—Team Configuration	8
Article 24—Team Captains	8
Article 25—Stable Managers	8
Article 26—Mount Specifications	8
Article 27—Chaperones/Emergency Contacts	8
Article 28—Coaches and Coaching	8

Chapter 2—Competition Levels and Divisions

Article 29—Competition Levels	9
Article 30—Competition Divisions	9
Article 31—Championships Divisions—Minimum Age and Certifications	9
Article 32—Championships Eligibility Process	9
Article 33—Eligibility Requirements for C-3/B/A Certified Members	10
Article 34—Exceptions to Eligibility Requirements for Championships	10

Chapter 3—Presentation of Competitor and Mount

Article 35—Competitor Identification	10
Article 36—Competitor Attire	10
Article 37—Bits, Saddlery and Equipment	11
Article 38—Competitor and Horse Inspection	13

SECTION III: Competition

Article 39—Competition Format	14
Article 40—Competition Schedule	14

Chapter 1—Arenas

Article 41—Dimensions and Nature of the Competition Arenas	14
Article 42—Schooling Area/Warm-Up	14

Chapter 2—Types of Classes

Article 43—Technical Tests	14
Article 44—Scoring of Technical Tests	15
Article 45—Western Musical Freestyles	15
Article 46—Scoring of Musical Freestyles	16

Chapter 3—Rules Governing the Dressage Test

Article 47—Judging of Test	16
Article 48—Calling of Test	16
Article 49—Voice	16
Article 50—Errors	16

SECTION IV: Scoring

Article 51—Points and Penalties	18
Article 52—Inquiries, Protests and Appeals	18
Article 53—Scoring of Excused	19
Article 54—Scoring of Elimination	19
Article 55—Scoring of Disqualification	20
Article 56—Team Scoring	20
Article 57—Individual Scoring	21
Article 58—Posting Scores	21
Article 59—Placing of Teams	21

SECTION V: Officiation

Article 60—Rally Organizer	22
Article 61— Steward/Technical Delegate (TD)	22
Article 62—Discipline Ground Jury	22
Article 63—President of the Discipline Ground Jury	23
Article 64—Overall Ground Jury/Appeals Committee (for Multiple Championships)	23
Article 65—Horse Management Judges	23
Article 66—Chief Horse Management Judges (CHMJ)	23
Article 67—Dressage Judges	23
Article 68—Inspection Panel	24
Article 69—Veterinarian	24
Article 70—Chief Scorekeeper	24
Article 71—Required Medical Personnel	24

Table of Contents

SECTION VI: Appendices

Appendix I	Mounted Competitions Scoring Inquiry/Protest/Appeal Form	25
Appendix II	Heat Illness and Heat Index Chart	27
Appendix III	Chaperone and Emergency Contact Forms	28
Appendix IV	Junior/Senior Team Formation	31
Appendix V	USPC Western Dressage Rally Steward's Evaluation and Report	32
Appendix VI	Western Dressage Coaches Form and Guidelines	35
Appendix VII	Western Dressage Yellow (Warning) Card	36
Appendix VIII	Permitted Bits and Bridles	37
Appendix IX	Setting Up Dressage Arenas	39

Resource List

- USPC website www.ponyclub.org
- USEF website www.usef.org
- Western Dressage Association of America (WDAA)

Reminder: This is a new rulebook for 2021. Additions, deletions, and changes have been made since the last rulebook was issued. Be sure to read the entire publication carefully so you will be aware of all the rules for the upcoming rally season.

This rulebook should be kept in a 3-ring binder to allow for addition of revisions and new instructional sections. Do not remove pages from your rulebook; be sure to make copies of all forms and charts before writing on them.

These rules are based on copyrighted rules of the U.S. Equestrian Federation and are printed with the permission of the USEF, which neither sponsors nor is responsible for their publication or implementation at any United States Pony Club event.

SECTION I: USPC Uniform Officiation Rules

Article 1—Rally Definition

A Pony Club rally is defined as a team competition (whenever possible) where a team's achievement is emphasized whether competing unmounted or mounted. A rally may take place all in one day or may span several days of competition. Any rally may be held within the framework of a local or recognized show.

This rulebook is intended to establish standards for United States Pony Clubs (USPC) rallies while allowing variety in the types of competitions. Organizers of competitions should work with their regional supervisors (RS) to offer the levels and divisions that they feel are appropriate for the local needs. It is the responsibility of the organizer and regional supervisor to offer the appropriate standard or modified rallies and divisions that meet the needs of their members wishing to become eligible for Championships. Regions may host more than one rally per discipline in the same year. In modified rallies and divisions, this rulebook is to be considered a guide and rules may be adjusted. Any adjustments must be outlined in the entry information. Criteria for standard and modified rallies is listed below.

Standard Rallies

Standard rallies are always preferred. These rallies specifically follow all the rules outlined in the discipline rulebooks including utilizing a chief horse management judge (CHMJ) from the approved CHMJ list on the USPC website, and any other specified licensed officials. Certain divisions of Championships require the member attend a standard rally, and attendance at a standard rally and meeting minimum eligibility requirements guarantee a members' ability to attend Championships.

Modified Rallies

Modified rallies do not specifically follow the discipline rulebooks and generally occur because of limited resources. While attendance of a modified rally makes some members eligible for the modified divisions of Championships, it does not meet the minimum eligibility requirements for other divisions.

Each year, every region should host rallies and is encouraged to work cooperatively with other regions to host joint rallies as appropriate. At all levels, organizers are encouraged to keep rallies simple and inexpensive. Local and regional rallies are team competitions involving club/centers from only one region. Inter-regional rallies are team competitions between two or more regions. Championships are national rallies organized by USPC and the discipline committee that occur annually in varying locations. Visit the USPC website for specific details about upcoming Championships dates and locations.

If an individual's region does not offer a rally in the desired discipline, they may earn eligibility in another region upon obtaining approval from the RS in both regions.

Rally competitions are normally competed in as teams, but sometimes members compete as individuals based on the needs of the hosting group. In all rallies, teams should be recognized for their achievements in the competition. In mounted rallies, team/competitor placings will be based on a combination of their riding scores and their horse management scores. Separate horse management awards are often given for the team/individual achieving the lowest horse management penalties during the rally.

Article 2—Governing Rules

With regards to standard rallies, this rulebook is a precise specification of rules that must be followed. For modified rallies/divisions/competitors, this rulebook should be viewed as a guide that can be adjusted by the rally organizer/regional supervisor to best meet the needs of the region. Modifications should be listed in the rally entry information. Additional governing documents for all rallies are the following:

- Annual Discipline Newsletters
- USPC Horse Management Handbook (current edition)
- Official Amendments and Clarifications from USPC
- Appropriate parent organization rulebooks (i.e. USEF, APA). If the rally is being run in conjunction with a recognized event, the parent organization rulebook will supersede this rulebook. If the rally is not being run in conjunction with a recognized event, then this rulebook will be followed.

Since rules cannot provide for every eventuality (unforeseen or exceptional circumstance), it is the obligation of the discipline ground jury to make decisions in a sporting spirit and to follow as closely as possible the intention of these rules. If there is an inconsistency, the discipline rulebook takes precedence over the Horse Management Handbook.

These rules are based on copyrighted rules of the U.S. Equestrian Federation (USEF) and are printed with the permission of USEF, which neither sponsors nor is responsible for their publication or implementation at any USPC event.

Article 3—Responsibility

A competitor is ultimately responsible for knowing these rules and complying with them. The appointment of an official, whether or not provided for in these rules, does not absolve the competitor from such responsibility.

Article 4—Legal Liability

Neither the USPC, host club/center/region(s), the organizer, competition officials, staff, nor any other person acting on behalf of the organizer, shall be held liable for any loss, damage, accident, injury or illness to competitors, mounts or to any other person or property whatsoever.

SECTION I: USPC Uniform Officiation Rules

Article 5—Member Participation and Eligibility

Participation in Rallies:

At local, regional, and inter-regional rallies, participants may be of any age or certification, must be a member in good standing, must have paid all local, regional, and national dues, insurance fees, and their membership be on record with the USPC National Office at the time of the rally. Members, parents, and anyone participating in USPC activities must all abide by the applicable Code of Conduct. Members seeking Championships eligibility must meet the criteria determined by the discipline committee and outlined later in this document. For rally purposes, the member's age as of January 1st shall be the age of record throughout the competition year.

Championships Competitor Age and Certification:

Each discipline/division has minimum age and certification requirements for participation in Championships. Championships competitors must meet the age requirement based on their age on January 1 of the Championships' competition year. They must have competed at the minimum or higher certification level at a standard rally and have achieved the minimum certification level by the closing date of the Championships. Therefore, any autumn standard rallies should base their division entry status on the competitor's age for the following year and take into account planned advancements in certification level.

District Commissioners (DCs) and Center Administrators (CAs) are responsible for the eligibility of competitors and mounts at all rallies. It is the responsibility of DCs/CAs and club/center primary instructors to see that mounts and riders are entered in rallies at the level corresponding to the combination's abilities, to make all competitors aware of health requirements i.e., Coggins, immunizations and state health certificates with valid dates, and to see that entry forms are complete and submitted to the rally secretary on time. It is also the responsibility of DCs/CAs to see that all Pony Club members in their jurisdiction have access to a copy of the current USPC discipline rulebook, current USPC Horse Management Handbook (HMH), current USPC discipline annual newsletter(s) and any other relevant information from the USPC discipline committees or the organizer of a specific rally where they will be competing.

Article 6—Member in Good Standing

Members are considered in good standing if they are current with all dues and fees owed the registered club/riding center program, and region.

Article 7—Code of Conduct Expectations

Anyone not conforming to the code of conduct is subject to the following action: the officials of the competition may immediately suspend or expel any individual from the competition upon consulting with the discipline ground jury.

DCs, CAs, RSs, rally organizers, officials and judges must be familiar with, and enforce, the Participating Member and Adult Code of Conduct.

Participating Member Code of Conduct

The United States Pony Clubs, Inc. is proud of its reputation for good sportsmanship, horsemanship, teamwork and well-behaved members. The USPC expects appropriate behavior from all members, parents and others participating in any USPC activity. Inappropriate behavior may include, but is not limited to: possession, use or distribution of any illegal drugs or alcohol; profanity, vulgar language or gestures; harassment (i.e., using words or actions that intimidate, threaten or persecute others before, during or following USPC activities); failure to follow rules; cheating; and abusing a mount.

Adult Code of Conduct

The United States Pony Clubs, Inc. is proud of its reputation for good sportsmanship, horsemanship, teamwork and well-behaved members. It expects no less from the parents, guardians, adult family members or others who volunteer for the organization. The USPC expects appropriate behavior when participating in any Pony Club activity. Inappropriate behavior may include, but not be limited to: profanity, vulgar language or gestures; harassment (for example: using words or actions that intimidate, threaten or persecute others before, during or following any Pony Club activity); failure to follow rules; cheating; or abusive behavior.

"I understand that USPC activities operate under the governance of USPC and are subject to all applicable USPC By-laws, Policies, Rules and Regulations. I understand that I have access to these By-laws, Policies, Rules and Regulations and that it is my responsibility to read them. I agree to adhere to these By-laws, Policies, Rules, Regulations and this Code of Conduct."

Article 8—Human Use of and Alcohol & Drugs Policy (Policy 0500)

In the interest in the safety and welfare of all, it is the policy of the Board of Governors, during any Pony Club activities, to prohibit the inappropriate or illegal use of any substance, including but not limited to drugs or alcohol, by anyone participating in any manner. Weapons of any kind are forbidden.

Article 9—Mounts (Policy 0840)

Mounts used at a regional or interregional rally should be the participant's regular USPC mount, and be accustomed to being handled by its rider without adult supervision. A participant may use a mount other than the regular mount only with the advance permission of the DC/CA and RS.

SECTION I: USPC Uniform Officiation Rules

Per USPC Policy suitable mounts are defined as follows:

1. Stallions are not considered suitable mounts.
2. Mounts must be serviceably sound, in good overall health and in condition for the activity in question.
3. Mounts must be appropriate for the certification level of the rider and must be at a level of training to participate safely in the activity.
4. Except as noted below, mounts must be at least five (5) years of age in order to participate in USPC competitive, instructional, and recreational programs and activities. In establishing the age of mounts, the first year is considered to be January 1 following the date of foaling.
5. Members holding a riding certification of C-1 and above may participate in all USPC activities on an appropriate mount at least four (4) years of age (See above). A mount must be excused from any activity if in the opinion of the instructor, examiner, or appropriate authority, it is unsafe either to its rider or to other riders or mounts.

Ownership of a mount is not a prerequisite for membership in USPC. The responsibility for obtaining a suitable mount for mounted activities rests with the parents or guardians of the individual member.

Article 10—Substitution of Mounts

For all mounted rallies (except Tetrathlon) mount and rider become eligible for Championships as a team. Therefore, a competitor must enter Championships only on the mount they earned eligibility on. In extraordinary circumstances, after becoming eligible for Championships, a substitute mount may be requested utilizing the appropriate form, by the RS and must be approved by the applicable discipline chair and the Vice President of Activities.

Any substituted entry must meet the same mount and eligibility requirements as the original entry.

No mount substitution may be made once a competition has commenced. Refer to the Mount Substitution online application found on the Championships Information page of the USPC website.

Article 11—Sharing of Mounts

In some disciplines and in some competitions, the sharing of mounts may be allowed. At regional rallies, the rally organizer in consultation with the RS may allow for the sharing of mounts by competitors. For Championships, requests for shared mounts must be submitted to the appropriate discipline chair, and VPA utilizing the Mount Substitution online application found on the Championships Information page of the USPC website. Each request will be reviewed on a case-by-case basis, for approval or denial. Determination of shared mounts must take into consideration the discipline, competition schedule, and suitability of mount. The welfare of the mount will be the highest priority in this situation and all

competitors must agree that if the horse management, judges, technical delegate/steward, or organizers onsite feel that the health of the mount is in jeopardy at any time that they may be removed from the rest of the riding portion of the competition.

Article 12—Veterinary Care and Medications (Policy 0860 and 0860.P1)

Per USPC Policy 0860 and 0860.P1. DCs/CAs, RSs, rally organizers, officials and judges must be familiar with and enforce this policy. Parents and competitors must also be familiar with and abide by this policy. Failure to observe this policy will result in disqualification.

1. All mounts in a USPC sponsored activity shall be serviceably sound and healthy. Mounts should be free of medication other than dressings for minor wounds or scrapes, unless under treatment by a veterinarian. Medications and supplements may not be used to provide an unfair advantage over other competitors or to allow an unfit mount to be used.
2. Medication is defined as any substance that is not water, salt, electrolytes, or a supplement and is not considered a normal foodstuff. It is administered either orally, via stomach tube, by application to an external surface, or by injection.
3. Any mount under treatment by a veterinarian for a condition requiring administration of a medication while at a Pony Club activity or competition shall have a veterinarian's certificate stating the diagnosis, medication, dosage and method of administration.
4. Supplements that are administered to any mount at a Pony Club activity or competition must be recorded on the mount's feed chart and stall card.
5. Medications or supplements may only be administered by the owner of the mount, or by a person designated by the owner of the mount.
6. If, during the course of an activity, it becomes necessary to administer a tranquilizer, stimulant, or depressant (e.g., for suturing) the mount may not be used while under the influence of the medication.
7. Competitors at a rally shall be governed by the procedures on the use of equine medications and supplements described in the Horse Management Handbook.

For any competitions recognized by USEF, or in states that require it, mounts may be drug tested.

Article 13—Cruelty to and Abuse of a Mount

Cruelty to or the abuse of a mount present on the grounds of any competition is forbidden and renders the offender subject to penalty. The organizing committee must bar violators from further participation for the remainder of the competition.

SECTION I: USPC Uniform Officiation Rules

Any action(s) against a mount by a competitor or other person, which are deemed excessive by a judge, steward, technical delegate or competition veterinarian, in the competition ring or anywhere on the competition grounds may be punished by official warning, elimination, or other sanctions which may be deemed appropriate by the organizing committee. Such action(s) may include, but are not limited to excessive use of the whip or spurs.

USPC, judges, stewards, or TDs may appoint a veterinarian to inspect any animal on competition grounds or entered to compete. Refusal to submit an animal for examination by an authorized veterinarian after due notification shall constitute a violation.

The following are included under the words cruelty and abuse but are not limited thereto:

1. Abuse. Any act or series of actions that, in the opinion of a judge, TD, steward, member of the discipline ground jury or other rally official can clearly and without doubt be defined as abuse of mounts shall be penalized by disqualification. Such acts include, but are not limited to:
 - Riding an exhausted mount.
 - Excessive pressing of a tired mount.
 - Excessive use of whip and/or spurs, and/or bit.
 - Striking a mount in front of the shoulder.
 - Riding an obviously lame mount.
2. Rapping. All rapping (poling) is forbidden.
3. Whip. The use of the whip must be for a good reason, at an appropriate time, in the right place, and with appropriate severity.
 - Reason—The whip must only be used either as an aid to encourage the mount forward, or as a reprimand. It must never be used to vent a rider's temper. Such use is always excessive.
 - Time—As an aid, the only appropriate time is when a mount is reluctant to go forward under normal aids of the seat and legs. As a reprimand, the only appropriate time is immediately after a mount has been disobedient, e.g., napping or refusing. The whip should not be used after elimination. The whip should not be used after a mount has jumped the last fence on a course or completed the last obstacle.
 - Place—As an aid to go forward, the whip may be used down the shoulder or behind the rider's leg. As a reprimand, it must only be used behind the rider's leg. It must never be used overhand, e.g., a whip in the right hand being used on the left flank. The use of a whip on a mount's head, neck, etc., is always excessive use.
 - Severity—As a reprimand only, a mount may be hit hard. However, it should never be hit more than two times for any one incident. If a mount is marked by the whip, e.g., the skin is broken, its use is excessive.

4. End of the Reins (Western Trail only) - The use of the end of the reins must be for a good reason, at an appropriate time, in the right place, and with appropriate severity.

- Reason—The end of the reins must only be used either as an aid to encourage the mount forward, or as a reprimand. It must never be used to vent a rider's temper. Such use is always excessive.
 - Time—As an aid, the only appropriate time is when a mount is reluctant to go forward under normal aids of the seat and legs. As a reprimand, the only appropriate time is immediately after a mount has been disobedient, e.g., napping or refusing. The end of the reins should not be used after elimination.
 - Place—As an aid to go forward, the end of the reins may be used down the shoulder or behind the rider's leg. As a reprimand, it must only be used behind the rider's leg. It must never be used overhand, e.g., the end of the reins in the right hand being used on the left flank. The use of the end of the reins on a mount's head, neck, etc., is always excessive use.
 - Severity—As a reprimand only, a mount may be hit hard. However, it should never be hit more than two times for any one incident. If a mount is marked by the end of the reins, e.g., the skin is broken, its use is excessive.
5. Spurs—Spurs must not be used to reprimand a mount. Such use is always excessive, as is any use that results in a mount's skin being broken.
 6. Bit—The bit must never be used to reprimand a mount. Any such use is always excessive.
 7. Reporting—Officials must report such actions as soon as possible to the discipline ground jury, supported where possible by statements from witnesses.
 - Discipline ground jury—if such actions are reported, the discipline ground jury shall decide if there is a case to be answered. If an individual member of the discipline ground jury observes such actions, they are obliged to disqualify the competitor forthwith on their own authority. There is no appeal against a discipline ground jury's decision in a case of abuse.

Article 14—Dangerous Riding

- Any competitor who rides in such a way as to constitute a hazard to the safety or wellbeing of the competitor, mount, other competitors, their mounts, spectators, or others will be penalized accordingly.
- Any act or series of actions that in the opinion of the judge, TD, steward, member of the discipline ground jury can be defined as dangerous riding shall be penalized at the discretion of the discipline ground jury.
- If such actions are reported, the discipline ground jury shall decide if there is a case to be answered. There is no appeal against a discipline ground jury decision.

SECTION I: USPC Uniform Officiation Rules

Article 15—Safety (Policy 0800)

USPC is committed to safety while recognizing that equestrian activities are inherently dangerous. The USPC Safety Handbook is an excellent resource for making safety a priority at all rallies and Pony Club functions. This dedication to safety extends to requiring certain equipment be utilized during Pony Club activities and include:

1. Protective Headgear (Policy 0810): USPC requires members participating in mounted and some unmounted activities to wear a properly fitted equestrian helmet, securely fastened, containing certification that it meets the criteria established by the following international or national safety bodies: ASTM F1163 (North America), AS/NZ 3838 (Australia and NZ), PAS 015 (UK).
 2. Safety Vest/Body Protector (Policy 0830): USPC requires members to wear a properly fitted equestrian body protector when jumping cross-country or solid obstacles during any activity sponsored by the USPC, its regions, registered clubs or riding center programs. A member may wear a body protector at their discretion for any mounted activity. USPC recommends wearing a body protector that is ASTM-certified (manufactured in US) or certified to the BETA Level 3 (manufactured in Great Britain).
 3. Medical Armbands and Bracelets (Policy 0820 and 0820P):
 - USPC requires that members participating in any USPC affiliated mounted or unmounted activity, must wear either a Medical Armband or Medical Bracelet while participating in the activity. The member may choose which one to wear.
 - Medical armbands must include a current completed copy of the individual's USPC or USEA Medical Card. It must be worn on the upper arm. If the member has small arms, they may safety pin the armband to his/her upper sleeve. (Armbands are available for purchase from Shop Pony Club.)
 - Medical bracelets must visibly list these six items on them: name and date of birth, contact information, known allergies, current medications, and existing medical conditions. More information is acceptable, but these six items are required to be on the bracelet
 - All officials on site at the USPC mounted or unmounted activity are encouraged to work with the competitors to remind them of this requirement.
 - Any member at a USPC affiliated mounted or unmounted activity* found not wearing either a medical armband or medical bracelet must be removed from the activity until the member conforms to the policy requirements.
- * Tetrathlon competitors will not be required to wear them while actually shooting or swimming but must have them visible and next to them for these activities and must wear them at all other times.

4. Unmounted Footwear: When working in the barn or near mounts unmounted footwear must meet all the following criteria:

- Thick-soled , shoes/boots (short or tall)
- Cover the ankle
- In good condition
- Made of leather or synthetic materials
- Entirely closed
- Securely fastened
- Well-fitted to foot
- Sturdy construction (e.g., Ugg-type boots do not meet this requirement)

Examples: paddock/jodphur boots, rubber riding boots, rain boots/wellies, western boots.

5. Smoking: In the interest of barn safety, it is strictly forbidden for anyone to smoke in or around barn and stable areas.

Article 16—Heat Related Information

Heat Illness (Policy 0900): USPC requires all Pony Club volunteers in a leadership position within Pony Club and especially anyone involved directly with mounted or unmounted lessons or activities to complete the Centers for Disease Control and Prevention (CDC) heat illness training module.

At all USPC activities, rally officials must consider the:

- Temperature and humidity using the "Heat Index Chart" (Appendix II).
- Time of day and season of activity.
- Level of exertion necessary for participation in the activity.

The Heat Index (HI) or "Apparent Temperature" is the temperature the body feels when heat and humidity are combined. This reduces the amount of evaporation of sweat from the body and outdoor exercise becomes dangerous even for those in good shape. Please refer to Appendix II.

Steps to prevent heat related illness include:

- Providing unlimited cool water for consumption in ALL areas, especially riding areas.
- Make water breaks mandatory.
- Do not depend on thirst as an indicator of the need for water.
- Avoid the hottest part of the day if this is an option.
- Consider shortening the length/level or exertion of the activity.

During rallies, the discipline ground jury (overall ground jury at Championships) is responsible for monitoring the Heat Index and taking appropriate action as necessary. Those actions could include, but are not limited to:

SECTION I: USPC Uniform Officiation Rules

- Waiving of coats/jackets
- Banning of coats/jackets
- Altering of schedule

Any official can and should bring a potentially dangerous heat situation to the attention of the president of the ground jury. If coats/jackets are waived or banned the following processes should be followed.

Waived Coats/Jackets

When the temperature and humidity are recorded in the danger zone, removal of coats during warm up is mandatory.

If the rider wants to put their coat/jacket on for their competition round, then they may leave their neckwear and helmet cover on during warm up.

If the rider does not want to put their coat/jacket on for their competition round, then they must remove all neckwear and their helmet cover during warm up.

Additional Information

- When coats are waived, the competitors must be turned out per Competition Attire (including coats/jackets) unless they choose to compete wearing Basic Riding Attire.
- Riders must wear a collared shirt with long or short sleeves if they are not wearing a jacket.
- T-Shirts are not permitted.

Competitors must also remove neckwear and helmet covers on vented helmets if they do not wish to wear their jackets for their competitive ride.

Banned Coats/Jackets

When temperature and humidity are recorded in the danger zone and based on the decision of the discipline ground jury (overall ground jury at Championships) coats/jackets may be banned for the safety of competitors. If coats/jackets are banned then competitors must remove coats/jackets, neckwear and helmet covers for turnout inspections, warm up and for competition rounds.

Heat Illness Return To Play

A member believed by a leader, coach, parent or official of a USPC unmounted or mounted activity or competition to be suffering from heat illness shall be removed from play at that time and given appropriate treatment before being allowed to return to play.

Article 17—Concussion and Return to Play

Concussion (Policy 0900): USPC requires all Pony Club volunteers in a leadership position within Pony Club and especially anyone involved directly with mounted or unmounted lessons or activities to complete the concussion training module.

A member believed by a leader, coach, parent or official to have sustained a concussion during a USPC unmounted or mounted activity must be referred to medical personnel. Medical personnel in conjunction with rally officials and organizers will determine if a written release is required for the member to return to the competition.

Article 18—Unauthorized Assistance and Permitted Assistance in all Phases

1. Unauthorized Assistance: Unauthorized assistance is help and/or assistance during the competition from anyone other than other competitors, HMJs, and rally officials. Unauthorized assistance can occur in person or through the use of electronic communication, unless allowed by the specific discipline rulebook (e.g., coaches in certain situations)
2. If, in the opinion of a member of the ground jury, unauthorized assistance has been received by a competitor, that competitor may be eliminated from that phase of the rally, or in extreme cases, disqualified from the entire competition. If there is any question, the discipline ground jury makes the final decision. There is no appeal.
3. Permitted Assistance:
 - Adults may aid in the unloading of mounts and carrying of heavy gear into the stable area upon arrival, after which non-competitors must immediately leave the area.
 - After a fall of a competitor or competitor dismounts, they may be assisted to catch their mount*, to adjust their saddlery, to remount, or to be handed any part of their saddlery or equipment, including whip, while they are dismounted or after they have remounted. Helmets must be replaced, and retention harnesses refastened before riders may remount.
 - * Exception for loose mounts in Games only: In Games, a loose mount may be caught by any competitor or official already in the arena when the loose mount is behind Lines A and C. However, only the mount's rider may enter the playing area to catch it.
 - A competitor may receive clarification of jumping penalties from an obstacle judge, e.g., after jumping a flag at a corner, the judge may clarify whether it was a run-out or not.
 - If bodily harm to mount and/or rider is imminent, assistance from anyone (Official or otherwise), without concern for penalties, is expected. Time permitting, the situation should be brought to the attention of an official. If immediate intervention is necessary, then an official will be notified as soon as possible concerning the situation.
 - If a mount is ill or injured, the owner/agent of the mount will be called in to discuss care.

SECTION I: USPC Uniform Officiation Rules

Article 19—Excused

1. Jumping disciplines may call this a “Technical Elimination”
2. To grant permission to, or request that a competitor leave the phase/round/game due to circumstances outside of the competitor’s control (e.g., illness of rider, illness or lameness of mount)
3. Decided by
 - Inspection panel at horse inspection
 - Judge
 - Discipline ground jury
4. May not ride; therefore, will not receive any riding score during the Excuse, but
 - May request a lameness recheck
 - Rider may request to compete in following phases/rounds/games after if illness passes.
 - Both the mount and rider shall stay on rally grounds (unless the mount is transported for medical reasons) and continue to participate with the team and continue to be scored in horse management.
 - If ill, mount will be moved to another area, if possible.

Article 20—Elimination

- Elimination means to exclude a competitor or mount, for cause, from judging consideration in a class/phase. Competitor not scored in a class due to a mistake (e.g., use of illegal equipment, violation of the rules of phase/rounds/games.)
- After elimination, the discipline ground jury in consultation with the organizer, may allow participation in subsequent phases/rounds/games.
- Determined by judge or discipline ground jury.
- Refer to scoring of penalties for additional discipline specific reasons for elimination.

Article 21—Disqualification

Disqualification is a punishment for misconduct arising from a deliberate attempt to contravene the rules and regulations of USPC applied at the discretion of the discipline ground jury. Any disqualified competitor and their mount may not take further part in the competition including in horse management.

Reasons for disqualification include, but are not limited to:

- cruelty (Article 13);
- abusive or unsportsmanlike conduct;
- obscene or inappropriate language;
- the use of drugs (other than those prescribed by a physician), alcohol, or tobacco (Article 8);
- rude and disruptive behavior;
- cheating;
- rough or dangerous riding;
- knowingly riding a lame, sick, or exhausted mount;
- misuse of equine medications (Article 12);

If such actions are reported, the discipline ground jury shall decide if there is a case to be answered. When considering the disqualification of a competitor, the discipline ground jury may decide to give a Yellow (Warning) Card in lieu of disqualifying a competitor. If a Yellow Card is assigned to a competitor, it may or may not include penalty points not to exceed a 50% impact on the associated phase score if related to a single phase, or a 50% impact on the overall score. There is no appeal against a discipline ground jury decision on issuing a Yellow Card or disqualifying a competitor.

Refer to Section V for additional discipline specific reasons for disqualification and scoring.

SECTION II: General Regulations

Chapter 1—Team Composition

Article 22—Team Formation

Regional Rallies:

The district commissioner (DC) or center administrator (CA) of local clubs/centers are responsible for club/center team formation at regional rallies. A team made up of members from one local club/center remains the ideal and is always the goal. Scramble teams made up of members from multiple clubs/centers are also accepted. The DCs/CAs of the clubs/centers involved may assist the rally organizer in forming scramble teams. Regional supervisors (RSs) may have final determination.

Championships:

The RS is responsible for region team formation for Championships. A team made up of members from one region remains the ideal and is always the goal. RSs who have individual competitors who have earned eligibility for Championships, and whose region is unable to field a team for Championships, may submit individuals for Championships who will be placed on a scramble team by the Championships discipline secretary. Requests for preferred teammates may be submitted, but are not guaranteed.

Article 23—Team Configuration

1. Teams shall normally consist of 3 or 4 riding members and an unmounted stable manager. One member of the team will be designated as team captain. The team members can all belong to one or possibly multiple divisions as determined by the rally organizer.
2. At the Organizer's discretion, there may be an alternative configuration of teams based on entries.
3. Unmounted stable managers are required at all rallies, but may be waived at regional rallies by the regional supervisor.

Article 24—Team Captains

Each team entered in the competition shall have one member designated as team captain who shall act as spokesperson for the team. Only the team captain may lodge a protest on behalf of any team member (see Article 52).

The team captain is responsible for all communications between the team and rally officials. The team captain is the official spokesperson for the team. In the event of an inquiry, protest or appeal, the captain represents the team. The competitor involved should accompany the captain. It is the responsibility of team captains to ensure that their team members follow all rules and regulations of the competition and to transmit to them any changes or additional instructions provided by rally officials. Any withdrawal of a team member must be reported to the TD.

Teams losing a team captain to illness must designate another team member to take over the responsibilities of captain. If the original captain returns, they will resume the responsibilities of captain.

Article 25—Stable Managers

At Championships a non-riding stable manager is required. At regional rallies, non-riding stable managers are highly recommended, but riding stable managers may be allowed at the discretion of the RS. The stable manager works closely with the team captain to coordinate preparations for the rally, in addition to assisting in keeping the team organized and on schedule during the competition.

Article 26—Mount Specifications

All mounts entered in USPC Western Dressage rally must meet the requirements outlined in Article 9.

Article 27—Chaperones/Emergency Contacts

All competitors below the age of majority must have an official chaperone, 21 years of age or older, listed with rally organizers. All competitors above the age of majority must have an emergency contact, who is available during the competition, listed with the rally organizers. Please review the following criteria for chaperones and emergency contacts.

1. Chaperones:

- Any team with a competitor under the age of majority must have an official chaperone, 21 years of age or older, designated for the competition.
- The chaperone will act as the contact person for that team and must always be on the rally grounds during competition hours.
- Several individuals may share one team's chaperone duties, but only one name will be listed as the official chaperone. All persons sharing this duty should be made aware of this name and answer to it.
- The chaperone should serve as a volunteer for the competition but may not assume coaching duties.
- Anyone serving as team chaperone must understand and agree to the duties outlined in Appendix III.

2. Emergency Contacts:

- Any competitor above the age of majority must submit a completed Emergency Contact Form (Appendix III) with their entry.
- Those listed as an emergency contact must be available by phone during the competition.

Article 28—Coaches and Coaching

Western Dressage coaches are allowed, but not mandatory for all rallies. There may be one or more coaches (may not also serve as chaperone). The presence of a coach at a Western Dressage rally is to promote safety, good sportsmanship and

SECTION II: General Regulations

good horsemanship in the warm-up area and the competition ring. Coaches are expected to help any Pony Club competitor who asks for assistance or whose coach is not present in the warm up area.

Competitors in a rally may also coach other competitors, providing they meet the following criteria:

- Must be 18 years of age as of January 1st of the competition year.
- No scheduling changes will be made to accommodate the coaches/competitors ride times.
- Competitor's responsibilities and mount's care always takes precedence over coaching duties.

Western Dressage Coaches:

Must read, understand, sign and return a Coaches Form with the team entry. (Appendix VI) Must know the USPC Western Dressage rules, especially regarding unauthorized assistance, Article 18. Access to the team is limited and they may not enter the stable area except during authorized visiting times.

At Championship competitions, coaches must attend the opening competitor briefing, and the coaches briefing.

Chapter 2—Competition Levels and Divisions

Article 29—Competition Levels

At regional rallies a rider may ride at any level, in which he/she feels his/her mount would be able to perform. Below are the most commonly offered levels at Dressage rally:

- Introductory
- Basic Level
- Level 1
- Level 2
- Level 3
- Level 4

Article 30—Competition Divisions

Competition divisions differ from competition levels in that competitors may be separated into divisions based on age and/or other parameters. A competitor's age is determined by their age as of January 1 on the year of competition. See Article 5 for more details on age minimums.

Junior Divisions—Up to **and including 17 years of age**

Senior Divisions—18 years of age and above

Note: Rally divisions can be combined based on entry numbers and approval of the organizer and regional supervisor. Junior competitors can always compete up a division as a Senior to fill out a team. Senior competitors can never compete down in a Junior division. Before combining Junior and Senior aged competitors on the same team, rally organizers

must get the consent of the Junior competitor and their parent/legal guardian.

Article 31—Championships Divisions—Minimum Age and Certifications

To be eligible for Championships, competitors must meet the age parameters and minimum certifications for the offered Championships divisions. There are no age and no certification exceptions to the below requirements. See Article 5 for more details on age and certification minimums.

Modified Junior Basic Level	D-2 DR/Flat/EV/HSE/WST	10-17
Junior Basic Level	C-1 DR/Flat/EV/HSE/WST	12-17
Modified Senior Basic Level	D-2 DR/Flat/EV/HSE/WST	18+
Senior Basic Level	C-1 DR/Flat/EV/HSE/WST	18+
Modified Junior Level 1 and Up	D-2 DR/Flat/EV/HSE/WST	10-17
Junior Level 1 and Up	C-1 DR/Flat/EV/HSE/WST	12-17
Modified Senior Level 1 and Up	D-2 DR/Flat/EV/HSE/WST	18+
Senior Level 1 and Up	C-1 DR/Flat/EV/HSE/WST	18+

Stable Managers must meet the minimum age criteria of their division, and be a D-2 HM for modified division and a D-3 HM for all other divisions.

Note: Championship divisions may be combined based on entry numbers and approval from Vice President of Activities (VPA) and the overall organizer.

Article 32—Championships Eligibility Process

Each individual Pony Club member who desires to compete at Championships must compete in a regional rally and be judged at the minimum HM level and same competition level in which they intend to compete at Championships. This constitutes the "individual eligibility" of the competitor.

Members wanting to become eligible for Championships must meet the below division criteria.

- Modified Basic Level—Participate in a standard or modified Western Dressage rally at the competition level and earn a minimum score of 55% on Test 3.
- Basic Level—Complete a standard Western Dressage rally at the competition level, riding Test 3, Test 4 and a musical freestyle. They must earn a minimum score of 60% on Test 4.
- Modified Level 1 and Up—Participate in a standard or modified Western Dressage rally at the competition level and earn a minimum score of 55% on Test 3.
- Level 1 and Up—Complete a standard Western Dressage rally at the competition level, riding Test 3, Test 4 and a musical freestyle. They must earn a minimum score of 60% on Test 4.

SECTION II: General Regulations

Article 33—Eligibility Requirements for B/A Certified Members

Certified C-3, B, and A members wishing to compete at Championships do not have to become eligible at a regional Western Dressage rally but must have permission of their RS.

Article 34—Exceptions to Eligibility Requirements for Championships

Exceptions to the eligibility process are occasionally granted. There are no exceptions to minimum age and certification requirements. The process for requesting an exception is outlined on the Championships Competition Information page of the USPC website. All requests for exceptions must come from the RS to the appropriate discipline chair using the online application found on the Championships Information Page of the USPC website.

Chapter 3—Presentation of Competitor and Mount

Article 35—Competitor Identification

Identification numbers (pinnies, bridle numbers, etc.) must be worn in a prominent manner on the competitor or mount, as designated by rally officials. Pinnies must always be worn in the barn area. Competitor nametags must always be worn, except when mounted.

Article 36—Competitor Attire

Each participant is responsible for organizing their own attire and equipment which must meet all safety requirements outlined in Article 15. Competitors should be neat and clean with inappropriate jewelry not permitted; see Horse Management Handbook for specifications. Participants must wear a medical armband or bracelet as specified in Article 15.3. A Pony Club pin must be worn at all times unless otherwise stated by rally officials. Felt can be placed behind pins using the following designations:

Certification	Felt Color
A	Royal Blue
H-A	Orange
B	Red
H-HM/H	Purple
H-B	Brown
C-3	White
C+	Pink
C-1 and C-2	Green
D-1 through D-3	Yellow

Depending on the activity, different attire expectations exist. The different situations and attire expectations are listed below.

1. General Barn Attire—Long pants, mid-length or longer shorts or modest length skirts made of khaki, chino or denim materials of any color, with no rips or tears, a shirt with sleeves, and appropriate unmounted footwear (Article 15.4), are examples of appropriate attire for unmounted work in the barn.
2. Horse Inspection (Jog Outs)—Attire must be safe, appropriate, neat and clean. It must include a helmet (meeting USPC Helmet Policy, Article 15.1), and appropriate unmounted footwear (Article 15.4). Workman-like and discipline appropriate attire (English or Western) including a tucked in collared shirt with pants/skirt/mid-length shorts/riding pants/jeans. If the pants/skirt has belt loops, a belt is required.
3. Turnout Inspection and first round of competition—All competitors must turnout and compete in appropriate competition attire. Any competitors not seeking Championships eligibility may turnout and compete in appropriate competition attire or in basic riding attire as detailed below. Attire requirements may be adjusted based on excessive heat as detailed in Article 15. In inclement weather, competitors will be allowed to wear a helmet cover and a transparent or conservative colored raincoat.
4. Competition Attire for Western Dressage:

Required

Helmet—Black or any conservative color meeting USPC Helmet Policy (Article 15.1).

Hair—Hair should be neatly secured (away from the eyes) and may not cover competitor number.

Shirt—Conservative color shirt with a collar and long sleeves, tucked into pants.

Pants—Trousers, pants, or split riding skirt of a conservative color.

Belt—Required if pants/skirt has belt loops. Conservative color. Trophy buckles are also permitted.

Footwear—Conventional type of riding footwear, that covers the ankles (short or tall) with a heel.

Permitted

Neck Wear—Necktie, kerchief, bolo, or pin.

Coat/Jackets/Vest—A vest, jacket, coat and/or sweater of conservative color.

Equitation Suits—One-piece, long sleeved, with a collar, permitted in place of the required shirt and pants.

Safety/Protective Vests—Any color

Gloves—Conservative colors.

Chaps—Conservative color, any material, any length, any style.

Spurs—Spurs of Western style, with or without blunt tines, or English dressage style.

SECTION II: General Regulations

5. Basic Riding Attire for Western Dressage:

Unrated and D-1

Required

Helmet—Any color meeting USPC Helmet Policy (Article 15.1).

Hair—Hair should be neatly secured (away from the eyes) and may not cover competitor number.

Shirt—Collared shirt with sleeves and tucked in.

Pants—Long pants.

Footwear—Conventional type of riding footwear, that covers the ankles (short or tall) with a heel.

Permitted

Belt—Any type/color.

Gloves—Any type/color.

Safety/Protective Vests—Any color.

Spurs—As described in Competition Attire.

D-2 and up

Rider must be in safe, neat, and clean attire.

Required

Helmet—Any color meeting USPC Helmet Policy (Article 15.1).

Hair—Hair should be neatly secured (away from the eyes) and may not cover competitor number.

Shirt—Collared shirt with sleeves and tucked in.

Pants—Trousers, pants, or split riding skirt of a conservative color.

Belt—If pants have belt loops, belts are required.

Footwear—Conventional type of riding footwear, that covers the ankles (short or tall) with a heel.

Permitted

Gloves—Any type/color.

Safety/Protective Vests—Any color.

Spurs—As described in Competition Attire.

Article 37—Bits, Saddlery and Equipment

The following information is the most basic description of allowable bits, saddles and equipment for Western Dressage. Final determination of permitted and prohibited bits, saddlery and equipment may require referencing the USEF Western Dressage Rulebook, which is available on the USEF website for the most up to date information.

All competitors seeking Championships eligibility must turn-out and compete per the specific bits, saddlery and equipment rules outlined in this rulebook and the USEF Rulebook. Any competitors not seeking Championships eligibility may request bits, saddlery and equipment allowances from the Rally Organizer and Regional Supervisor. (i.e., kimberwicke bits, grazing reins, etc.)

The following restrictions begin upon arrival on the competition grounds and continue throughout the duration of the rally.

Riders using split reins can lead the horse with one rein, with the other rein tied off to the saddle horn. Riders using connected reins of any kind, including loop, romal or mecate reins, must take the reins over the horse's head and lead with both reins.

Bridles and Nosebands

Required: Any Western type headstall must be used.

Permitted: A Western cavesson (braided or plain), or pencil bosal, Hackamore (Bosal), a Western style bitless bridle, Western Two Rein bridle.

- A hackamore includes a bosal rounded in shape and constructed of braided rawhide or leather and must have a flexible non-metallic core, attached to a suitable headstall. No other material of any kind is to be used in conjunction with the bosal, i.e. steel, metal or chains. Bosals may be wrapped with smooth electrical tape to prevent rubbing.
- Bitless bridles* must be of Western style made of leather or leather like materials.

*See the USEF Western Dressage rulebook for full details.

- When using a curb bit as part of the western two rein bridle, only a pencil bosal or bosalita can be used, not a full bosal. The end of the mecate (called the tail) can be wrapped around the saddle horn or slipped under the rider's belt.

Note: Specifications on rider hand position regarding rein use can be found in Article 49 and in the USEF Western Dressage rulebook.

Not Permitted: Metal, studs of any kind, or other harsh substances used in conjunction with or part of a Western cavesson. Bitless bridles with side pulls.

Bits:

Required:

- Reins must be attached to each shank for curb bits, and must be attached to each ring for snaffle bits.
- Curb chains or straps are required with curb bits. They must be flat leather chin straps at least 1/2 inch in width and lie flat against the jaw of the horse. Curb chain may have a leather or nylon adjustable straps connecting the buckle to the chain.
- All bits must be properly fitted and consistent with its intended use.

Permitted:

Snaffle:

Western Dee bit, O-Ring, Egg Butt, Full Cheek (keepers optional) or D-Ring, all with rings having an outside diameter no smaller than 2 inches (50.8 mm), nor larger than 4 inches (101.6 mm). The inside of the circumference of the ring must

SECTION II: General Regulations

be free of rein, curb or headstall attachments that would provide leverage.

- Any solid mouthpiece or barrel mouthpiece may be used.
- If a bit hobble is used on a ring snaffle it must be attached below the reins.
- Bars of the mouthpiece must be round, oval, or egg shaped, smooth, and unwrapped, except with latex; and no less than 5/16 inch (7.9mm) to 3/4 inch (19.05 mm) in diameter measured one inch (25 mm) from the cheek.
- The connecting ring on three-piece mouthpieces must be no larger than 1 and 1/4 inches (31.75 mm) in diameter, or a connecting piece must be no longer than 2 inches (50.8 mm) and 3/8 inches (9.5 mm) to 3/4 inch (19.05 mm), measured **one inch (25 mm) from the cheek and may be inlaid, if smooth.**

Curb Bits:

- Standard Western bit having a shank with a maximum length overall of 8 1/2" (215.9 mm). Nothing may protrude above or below the mouthpiece (bar) such as extensions, prongs or rivets designed to intimidate the horse.
- Rollers attached to the center of the bit are acceptable, and may extend below the bar.
- Jointed mouthpieces are acceptable and may consist of two or three pieces and may have one or two joints.
- A slobber guard on a curb bit is permitted. Rein chains with a spade bit are allowed.
- Bars of the mouthpiece must be round, smooth and unwrapped unless in latex. Must measure 5/16 inch (7.9 mm) to 3/4 inch (19.05 mm) in diameter measured one inch (25 mm) from the cheek.
- In three-piece mouthpieces, connecting ring of 1 and 1/4 inch (31.7 mm) or less in diameter, or a connecting flat bar of 3/8 inch to 3/4 inch (9.5 mm - 19.05 mm) measure top to bottom with a maximum length of 2 inches (50 mm), which lies flat in the horse's mouth, is acceptable.
- Ports may not be any higher than 3.5 inches (8.89 cm). Rollers attached to the center of the bit and covers are acceptable. Broken mouthpieces, half-breeds and spades are acceptable.
- Wire on the braces of a traditional spade bit is acceptable
- Reins must be attached to each shank.
- Curb chains or straps are required with curb bits.
 - Must be flat and must be at least 1/2 inch (12.7 mm) in width and lie flat against the jaw of the horse.
 - Curb chain may have leather or nylon adjustable straps connecting the buckle to the chain.
 - No wire, rawhide, metal or other substance can be used in conjunction with or as part of the flat leather chin strap or curb chain.

Not Permitted:

- No flat, sharp, slow twist, twisted, extensions or pointed edges on mouthpieces are allowed.
- Slip or gag bits
- Half cheeks
- Bits with hooks and slots
- Donut or flat polo mouthpieces
- Kimberwicks
- Roping bits with reins attached to a single ring at the center of a cross bar
- No wire, rawhide, metal, or other substance can be used in conjunction with or as part of the flat leather chin strap or curb chain. Round, rolled, braided, or rawhide curb straps are prohibited.
- Any rein design or device that increases the effective length and thereby the leverage of the shank.
- Anything that alters the intended use of equipment as provided.

Reins:

All reins must have a breakaway feature, either leather around the bit or at the buckle (if they have a buckle).

Permitted:

- Mecate reins (snaffle only) or Bosal
- Romal reins without a popper (both snaffle & curb)
- Romal reins (curb only)
- Loop/connected reins
- Split reins
- Buckled reins

Whips:

One whip no longer than 47.2 inches (120 cm) including lash is permitted.

Note: Please see Appendix VII for diagrams of accepted bits. Final determination of permitted and prohibited bits and saddlery may require referencing the USEF Rulebook which is available on the USEF website for the most up to date information.

Saddlery

A standard American Western stock saddle with swells, a seat, cantle, skirt, fenders and Western stirrups is required. A working Western sidesaddle is acceptable.

Optional and permitted features may include:

- Horn
- Padding or pads on the seat of saddle
- Bucking rolls
- Tapaderos

SECTION II: General Regulations

- Protective “polo” style leg wraps are permitted, either white or a color closely matching the natural color of the horse as much as possible. Bright colors should be avoided.
- Fly hoods (ear covers) should be discreet in color and design and should not cover the horse’s eyes.

Not Permitted:

- Australia, Baroque, English, McClellan and Spanish saddles.
- Thigh and knee rolls
- Anything that alters the intended use of equipment as provided.
- Use of martingales, bit guards, nasal strips, balancing reins, tongue ties
- Any use of boots (easy boots, splint boots, hock boots, bell boots, etc.)
- Tail bandages
- Blinkers
- Earmuffs or plugs
- Nose covers
- Rein additions with additional leverage
- Flash, figure eight, or dropped nosebands
- Mechanical Hackamores

Note: Final determination of permitted and prohibited equipment may require referencing the USEF Rulebook which is available on the USEF website for the most up to date information.

Article 38—Competitor and Horse Inspections

Horses must be well groomed. Horses need not be shod, but their feet are expected to be in good condition and not in need of any attention upon arrival at the rally. The Discipline Ground Jury may exclude unsafe, inappropriate, lame, otherwise unsound or exhausted horses from the competition at any time during the rally.

Examinations of Horse and Rider Required at Western Dressage Rally:

1. Horse Inspections (Jog Outs):

Horse Inspections are required at standard rallies and Championships and recommended for all rallies. Before the beginning of competition, the horses must be examined in hand, for soundness, by an Inspection Panel. All horses shall be serviceably sound. Should the soundness of a horse be questioned, the matter shall be reported immediately to the TD, who shall request an inspection of the horse by the Veterinarian. In the absence of the Veterinarian, the Judges or TD shall determine the ability of the horse to compete. All decisions by the Veterinarian, TD or Judges regarding the soundness of a horse and its ability to compete are final.

- It is recommended that the President of the Ground Jury be present at the initial inspection.
- The Discipline Ground Jury may, at its discretion, at any time, have any horse jog for soundness before the Inspection Panel.

2. Turnout Inspection:

Approximately 45-60 minutes prior to the first ride of the competition, all competitors will report to their turnout inspection. The rally organizer will designate final turnout inspection times. At turnout inspection they must wear the appropriate attire for their discipline and their mount presented with all the equipment they will wear/use in the first ride of the competition. Questions about the legality of attire, bits, saddlery and equipment should be **referred to the steward/TD**. More details about Turnout Inspection requirements are listed in the HMM.

If multiple riders are sharing one horse:

- All riders using the same mount will present at the first scheduled turnout inspection time for the mount. If tack is removed or changed between riders, the mount must be returned to Horse Management for a safety check.
- Faults against a horse are received by all sharing that mount. Members will be judged individually based on their certification level.

3. Safety Check:

Safety checks occur before warmup of each subsequent ride. Failure to present for a safety check prior to a ride is cause for elimination. More details about safety check expectations are listed in the HMM.

SECTION III: Competition

Article 39—Competition Format

USPC Western Dressage rallies are competitions where teams compete against each other in both riding and Horse Management competition. USPC Western Dressage rally rules and procedures are based on USEF rules. Refer to the USEF website for additional clarification: www.usef.org.

Article 40—Competition Schedule

The following is a general schedule for a Western Dressage rally. Final schedules will be determined by number of tests performed and competition management.

1. Briefing—Competitors are responsible for knowing all information from all official briefings whether present or absent. At least one representative from each team must be present at every official briefing.
2. Horse Inspection (formerly jog out)—Required at standard rallies and recommended for all rallies. Opportunity to inspect mounts for soundness.
3. Turnout Inspection—Each rider reports at the assigned time and location for the turnout inspection with the mount. Riders must present for turnout inspection in the exact attire and with all the equipment they will wear/use in the first riding phase of the competition.
4. First Dressage Test
5. One or more subsequent tests of competition may occur on the same or later days. Prior to each additional ride a complete Safety Check of each competitor's attire, mount, and equipment must take place.
6. Turnback—Following riding phases, there may be an official check (Turnback) of the mount, tack and equipment used for that phase.
7. Awards

Chapter 1—Arenas

Article 41—Dimensions and Nature of the Competition Arenas

1. Specifications
 - A. The arena should be on as flat and as level ground as possible.
 - B. The standard arena is 60 meters long and 20 meters wide. The small arena is 40 meters long and 20 meters wide. Arena measurements are for the interior of the enclosure. The small arena is recommended for Western Dressage classes for the Introductory and Basic Levels.
 - C. The large arena is required for Level 1 and above.
 - D. The enclosure itself must consist of a low fence about 0.3 meters high and must be completely enclosed, except for the entrance at "A". The width of the entrance must be at least two meters.

- E. The fence should be such to prevent the horse's hooves from becoming entangled and arena stakes, if used, must be covered with a ball or similar object so as to prevent injury. Rope, concrete or unbreakable chain fencing is not allowed
- F. The part of the fence at A should be easy to remove to let the competitors in and out of the arena in a suitable way. The part of the fence at A can remain open. The letter A must be placed at least five (5) meters away from the arena. No publicity is permitted anywhere on the arena fence.
- G. The letters outside the enclosure should be placed about 0.5 meters from the fence and clearly marked. So that the judges can note the exact point on the track opposite each letter, it is desirable to place a special marker on the fence itself, level with and in addition to the letter concerned. It is permissible to decorate the letters with flowers or greenery to enhance the appearance of the arena.
- H. The judge should be placed at the letter "C", on an elevated platform or place that ensures safe and good viewing. This platform must be placed outside the arena about five meters from the edge of the arena and in line with the center line running from the letter "A" to the letter "C." It should be raised at least 0.5 meters (20-inches) and for freestyle tests possibly a little higher above the ground to give the judge(s) a good view of the ring. Additional judges should be similarly placed at "E" and/or "B."
- I. At Championships, all regular tests as well as Freestyles will be ridden in large arenas.

Article 42—Schooling Area/Warm-Up

A schooling/warm-up area must be provided. The schooling area should be near, but not necessarily next to, the competition arena. It does not have to be enclosed.

In cases where there is limited space for schooling/warm-up, the number of mounted competitors allowed to warm-up at one time may be restricted by rally organizers.

Chapter 2—Types of Classes

Article 43—Technical Tests

1. A test begins with the entry at A and ends after the final salute, as soon as the mount moves forward.
2. Anything before the beginning or after the end of the test has no effect on the marks. The competitor should leave the arena in the way prescribed in the test.
3. After the sound of the bell, the competitor should enter the arena at A as soon as possible. Exceeding 45 seconds before entering the arena after the bell has sounded will entail elimination.

SECTION III: Competition

Article 44—Scoring of Technical Tests

1. The mark for each movement should first establish the fact of whether the movement is performed sufficiently (5 or above) or insufficiently (4 or below). The judge should state the reason for his judgment, at least when giving marks of 6 and below.
2. In case of a fall of mount and/or rider the competitor will be penalized by elimination for the test being performed.
3. If during the test (between the time of entry and the time of exit at A) the mount leaves the arena (all four feet outside the fence or line marking the arena perimeter), the competitor is eliminated.
4. Mounts entering the arena with their tongues tied down shall be eliminated.

Article 45—Western Musical Freestyles

A Western Dressage Freestyle is a performance utilizing the gaits and movements of the discipline ridden to music. Each test includes the required movements, gaits and paces of the standard Western Dressage Tests for that level. The competitor is absolutely free in the form and manner of the presentation she or he chooses within a fixed time provided. The performance should clearly show the unity between rider and horse as well as harmony in all the movements and transitions. The horse and rider should appear as one; lightness of contact is the hallmark of Western Dressage Freestyle.

1. Execution:
 - A. It is performed in a standard dressage arena (20x60 meters).
 - B. Freestyles must be ridden from memory.
 - C. Riders are not required to submit a written copy of the ride. Furthermore, since the ride is judged as a whole, no errors can accrue.
 - D. The rider must enter the arena or signal the sound engineer within 45 seconds of the entry bell, or a deduction of ten (10) points will be taken off the total for artistic merit. The rider must enter the arena within 20 seconds of the start of the music, or may be eliminated, at the discretion of the judge.
 - E. At the beginning and end of a Freestyle Test, a halt with a salute is compulsory.
 - F. Competitors must ride the test that corresponds with their declared level.
 - G. It is permissible to ride with the reins in one hand.
2. Judging:

It is judged according to Technical Correctness (execution of compulsory movements) and Artistic Merit (harmony, choreography, degree of difficulty, musicality).

3. Time
 - A. Please see the appropriate Western Dressage Test for the maximum time limits.
 - B. Time begins when the horse moves forward out of the initial halt and ends with the final halt and salute. Both halts are mandatory. The bell or whistle will not be sounded at the end of the time limit.
 - C. Movements performed after the time limit has elapsed will not be scored. One (1) points will be deducted from the total for Artistic Merit for exceeding the time limit. There is no minimum time, or specified deduction.
 - D. Time begins when the mount moves forward after the competitor's halt and ends with the final halt and salute.
 - E. Four (4) points will be deducted for forbidden movements and above the level movements. They are not cumulative and will not result in elimination.
4. Music
 - A. Music is mandatory. It is the responsibility of the competitor to select appropriate music for the ride and present it to the organizer in the format designated in the rally packet or guidebook. Bringing several backup copies of the music is also highly recommended. The competitor must provide two (2) recordings of the music to which the Freestyle will be performed. Management must provide time for a sound check.
 - B. The rider may request a sound check of his tape in advance of the class at a time agreeable to the organizer.
 - C. In case of rider's music failing during a Freestyle Test and in cases where there is no backup system, the rider must leave the arena after permission from the judge at C. The rider may decide whether to restart the test from the beginning or commence from the point where the music failed. Judging must restart at the point of interruption. In any case, the marks already given will not be changed.
 - D. If the music source fails, the competitor may (time permitting and at the discretion of the Judge at C and management)
 - 1) Restart
 - 2) Be rescheduled
 - E. Each rider will be permitted one representative in the sound system booth to supervise the handling of the tape if so desired by the competitor.
5. Equipment and Turnout
 - A. USEF regulation attire, tack and saddlery for all freestyle classes must comply with USPC Article 36 and Article 37.
 - B. Costume classes may be offered.

SECTION III: Competition

Article 46—Scoring of Musical Freestyle

1. Two (2) sets of marks are given – one for Technical Correctness and one for Artistic Merit. Each set of marks is totaled separately, then added together and converted to the final percentage score. In the case of two or more judges, scores will be averaged and these averages will comprise the scores for Technical Execution and Artistic Impression.
2. In all Freestyles, movements “above the level” are penalized by a four point deduction from the total for Technical Execution for each illegal movement, but not for each recurrence of the same movement.
3. One point will be deducted from the total for Artistic Merit if the program exceeds the time limit.
4. In the case of a tie, the higher total for Artistic Merit will break the tie.

Chapter 3—Rules Governing the Western Dressage Test

Article 47—Judging of Test

1. At his discretion, the judge may stop a test and/or allow a competitor to restart a test from the beginning or from any appropriate point in the test if some unusual circumstance has occurred to interrupt a test.
2. Any resistance, which prevents the continuation of the test longer than 20 seconds, may be penalized by elimination. However, resistance that may endanger the rider, mount, judges or the public will result in elimination for safety reasons earlier than within twenty (20) seconds.
3. Videotape may not be used to dispute a judge’s decision.
4. A test may be re-ridden if it has been interrupted by weather, emergency, or failure of sound and tape equipment in a Musical Freestyle. The decision to allow a test to be re-ridden lies with the Judge, and must be in consultation with the discipline Ground Jury. A competitor who leaves the ring for any reason during a test without asking permission of the judge may be eliminated.

Article 48—Calling of Tests

Tests may be called (announced) during the competition. If a test is announced, it is the responsibility of the competitor to arrange for a person to announce the test. Unless an exception is made by the judge, the announcing of the test must start with the first movement. Lateness and errors in announcing the ride will not relieve the rider from “error penalties.” Announcing the tests is limited to reading the movement as it is written once only. However, the repetition of reading of a movement is acceptable if there is reason to doubt that the rider heard the original call. All Freestyle Rides must be ridden from memory.

Article 49—Use of Aids

1. Quiet use of the voice and clicking of the tongue are permitted. Petting the horse is permitted as a gentle reward during tests.
2. The rider may use one or two hands with a curb bit but may not go from one handed to two handed during an individual test. The rider may use one or two hands with a curb bit and split reins, but with a Romel, the rider is to only use one hand.
3. When riding with a Western Two Rein bridle the following are acceptable ways to hold the reins:
 - A. The two Rein with Snaffle Bit: The two rein with snaffle consists of a snaffle bit and a pencil or full bosal or bosalita. When using a snaffle the rider must ride with two hands whether using a loop rein or split reins. The rider will hold a bosal rein (mecate) and a snaffle rein in each hand.
 - B. The two Rein with Curb Bit: The rider has the following choices:
 - Split Reins: When using a curb bit with SPLIT reins and a pencil bosal or bosalita, the rider can ride with all reins in one hand, but can only have one finger between the reins OR the rider can ride with a bit rein and a bosal rein in the left hand and a bit rein and bosal rein in the right hand.
 - Romal Reins: When using a curb bit with ROMAL REINS and a pencil bosal or bosalita the rider has two options:
 - A romal must be held with one hand with the romal coming up from the bottom and out of the top of the hand. The bosal rein can then be held in the opposite hand.
 - A romal and bosal may be ridden in one hand, the reins coming up from the bottom of the hand and out of the top. No fingers can be between the reins.
 - C. The end of the mecate called the tail, can be wrapped around the saddle horn or slipped under the rider’s belt.

Article 50—Errors

1. When a competitor makes an “error of the course” (takes the wrong turn, omits a movement, etc.), the Judge at C will sound the bell (or whistle) warning the rider of the error. The Judge shows him, if necessary, the point at which he must take up the test again and the next movement to be executed, then leaves him to continue by himself.
2. Every “error of the course” whether the bell is sounded or not, must be penalized, except as noted above:
 - A. the first time by 2 points;
 - B. the second time by 4 points;

SECTION III: Competition

- C. the third time the competitor is eliminated. However, at the discretion of the judge, the rider may continue to finish the test. If the competitor's continued presence in the ring is about to interfere with the start of the next scheduled ride, then the judge must excuse him/her from the ring.
 - D. For Freestyle tests, four (4) points will be deducted for forbidden movements and above the level movements. They are not cumulative and will not result in elimination.
 - E. When the competitor makes an "error of the test" (at the salute does not take the reins in one hand, etc.) he must be penalized as for an "error of the course".
 - F. If the judge has not noted an error the competitor has the benefit of the doubt.
 - G. The penalty points are deducted on each judge's sheet from the total earned by the competitor.
3. Entering the arena before the sound of the bell.
 4. If the rider performs the collected jog rising when a sitting jog is required, the bell must be sounded and the rider warned that this is an error that accumulates if repeated, leading to elimination at the third occurrence.

SECTION IV: Scoring

Article 51—Points and Penalties

In each round, competitors are scored utilizing positive points earned for each movement listed on the test. Positive points (marks) awarded by the judge are multiplied by the corresponding coefficient where applicable. All positive points are totaled. Penalties for errors are subtracted from the totaled good marks to give the corrected total. The percentage score is calculated by taking the corrected total and dividing by the maximum points possible for the specific test. The resulting percentage score will be used as the rider's positive point score for the test (i.e., 130 points / 200 possible points = .65 or 65%). Total final results must be published in marks as well as in percentages with numbers to three places after the decimal point.

1. Positive Points

All movements and certain transitions from one to another that have to be marked by the judge(s) are numbered on the judge's sheets. They are marked 0 to 10, 0 being the lowest mark and 10 being the highest. Half points are allowed.

The scale of marks is as follows (half points are allowed):

- 10 Excellent
- 9 Very Good
- 8 Good
- 7 Fairly Good
- 6 Satisfactory
- 5 Marginal
- 4 Insufficient
- 3 Fairly Bad
- 2 Bad
- 1 Very Bad
- 0 Not executed

"Not executed" means that practically nothing of the required movement has been performed.

2. Penalties

Errors of the course and errors of each test (Article 50) are cumulative. Error penalties are assessed as follows:

First error: 2 points.

Second error: 4 points, for a total of 6 points, (2 + 4 = 6).

Third error: Elimination

Article 52—Inquiries, Protests, and Appeals

- Only competitors have the right to dispute scores and only competitors can participate in the process. Any non-competitor involvement in the process is considered unauthorized assistance.
- Competitors may only inquire about their team/individual scores.

- Inquiries are encouraged if there are any scores with which the team does not agree or understand, or if they feel a mistake has occurred. Any disputes regarding scores are to be made following the procedures as stated in the governing documents.
- All inquiries, protests and appeals must be made in a polite and courteous manner. Abuse of these procedures or rude behavior may be penalized up to and including elimination and/or disqualification.
- The process will include verbal inquiry, written inquiry, written protest and written appeal and use Appendix I.

Horse Management

Horse Management Verbal Inquiry

Verbal inquiries may be initiated if the team captain/individual competitor does not agree or **understand or if they feel a mistake has been made**. Horse management verbal inquiries are made to the CHMJ following the posting of scores.

Inquiries must be:

Initiated within 30 minutes from the time the score sheet(s) are posted by the CHMJ, and made in person by:

- The team captain, if competitor is on a team. The competitor involved may go with the team captain.
- The competitor involved (if competing as an individual).

If the team captain is riding when scores are posted and will not be available within the allowed 30-minute period, another team member may notify the CHMJ that an inquiry is likely.

At the end of the required 30 minute inquiry period, the CHMJ must:

- Make any necessary adjustments/changes to scores based on the outcome of any inquiries that may have been made and are settled. (Only the CHMJ may adjust points as a result of inquiries.)
- Transcribe any changes in scores to the HM master score sheet and turn in master score sheet to the rally scorer.
- No further inquiries will be permitted, except for transcription errors. Transcription errors are a discrepancy between actual scores shown on Horse Management sheets and scores posted by the scorer.

Horse Management Written Inquiry

Written Inquiries may be initiated if the team captain/individual competitor disagrees with the CHMJ's decision on a verbal inquiry. Written inquiries are made to the TD/steward via the rally office.

Written Inquiries must be:

Made in writing, using the official Horse Management Written Inquiry Form (signed by the team captain/individual

SECTION IV: Scoring

competitor), containing the references to the rules covering the reason for the inquiry, delivered within 30 minutes of the CHMJ decision on the verbal inquiry to the rally office.

Mounted Competition

Mounted Competition Scoring Written Inquiry

Written inquiries may be initiated if the team captain/individual competitor does not **understand or if they feel a mistake has been made**. Mounted competition written inquiries are made to the TD/steward following the posting of scores.

Inquiries must be:

Initiated within 30 minutes from the time the score sheet(s) are posted and made in person by:

- The team captain, if competitor is on a team. The competitor involved may go with the team captain.
- The competitor involved (if competing as an individual).

If the team captain is riding when scores are posted and will not be available within the allowed thirty-minute period, another team member may notify the rally office that an inquiry is likely.

Written Protest to the Discipline Ground Jury

If a team does not agree with the TD/steward's decision on a written inquiry, they may advance a written protest (utilizing the existing written inquiry form) to the discipline ground jury.

The decision must be made while the team is sequestered and within 10 minutes after the TD/steward's announcement of the decision to the team.

Written Protests must be:

Initiated by:

- The team captain, if competitor is on a team. The competitor involved may go with the team captain.
- The competitor involved (if competing as an individual).
- Made within 10 minutes of the TD/steward's announcement of the decision to the team.

Frivolous Protest

- During a rally, each team is allowed one "free" inquiry to the TD/steward. After the first, the TD/steward may present to the discipline ground jury any inquiry presented in which the decision of the judge was upheld and which the TD/steward deems frivolous and not in the spirit of good sportsmanship. Any inquiry deemed frivolous, may be assessed 5 points by the discipline ground jury.
- If any score change results, the chief scorekeeper must be notified by the official making the decision and changes recorded scores.

The discipline ground jury will meet, review the Written Inquiry/Protest Form, make a decision, document the decision on the original Written Inquiry/Protest Form, and report its decision.

THE DECISION OF THE DISCIPLINE GROUND JURY IS FINAL AT REGIONAL RALLIES.

Written Appeal to the Overall Ground Jury/ Appeal Committee

(AT CHAMPIONSHIPS ONLY)

If a team does not agree with the discipline ground jury's decision on a written protest, they may advance an appeal (utilizing the existing Written Inquiry Form) to the overall ground jury/appeal committee.

The team's decision to appeal must be made while the team is sequestered and within 10 minutes after the announcement of the discipline ground jury's decision to the team.

Appeals must be initiated by:

- The team captain, if competitor is on a team. The competitor involved may go with the team captain.
- The competitor involved (if competing as an individual).

THE DECISION OF THE OVERALL GROUND JURY/APPEAL COMMITTEE IS FINAL AT CHAMPIONSHIPS.

Article 53—Scoring of Excused

Horses excused after the beginning of competition will receive elimination scores for all of the following rounds, unless they are later judged to be sound and allowed to compete again.

Article 54—Scoring of Elimination

Any ride judged as an elimination shall be scored, as a final percentage score, of 20.00% (20.00 positive points).

1. Mount and rider combination shall be eliminated from the competition (for "a," "f," and "i" below) or from the current or next class depending on which is closest to the time the incident occurred (for all other), under the following circumstances:
 - A. Misrepresentation of entry or inappropriate entry;
 - B. Dress code violations inside the competition ring at the discretion of the Discipline Ground Jury except elimination is mandatory for failure to wear properly secured headgear. (Article 15);
 - C. Use of illegal equipment (Article 37);
 - D. Unauthorized assistance (Article 18);
 - E. Three errors of the course and/or test (Article 50);
 - F. Fall of mount or rider;
 - G. Mount's tongue tied down (Article 37)
 - H. Late entry into the arena (Article 43);

SECTION IV: Scoring

- I. All four feet of the mount leave the arena with or without the rider (Article 44);
 - J. Marked lameness (Article 19);
 - K. Resistance of longer than 20 seconds (Article 47);
 - L. Concern for the safety of rider, other exhibitors or their entries;
 - M. Evidence of blood on a mount in the competition arena shall be cause for elimination from the class by the judge at "C." Evidence of blood on a mount outside the competition arena shall be cause for elimination by competition management, after consultation with the steward, from either the last class in which the mount competed or next class in which it is scheduled to compete, depending on which is closest to the time the incident occurred. Environmental causes such as insect bites shall normally not be cause for elimination.
 - N. Schooling in the Dressage Arena after it has been prepared for competition and before the actual competition.
 - O. Failure to wear a competitor number (Article 35);
 - P. Not wearing a helmet when mounted (Article 15);
 - Q. Bucking while riding a test
 - R. Switching from one hand to two hands or vice versa during a test (with exception of Freestyle tests where changing is acceptable)
 - S. Any situation where a direct rule violation can be cited. Where a violation cannot be cited, a competitor is not eliminated.
2. Only the officiating judge may eliminate a competitor for a rule violation listed under Article 19, only from the test in question, and (except for late entry into the arena) only after the competitor has entered the arena. Members of the discipline ground jury have no authority to eliminate under any other circumstances, except for use of illegal equipment during the test. Authority for rule enforcement outside the competition rings rests solely with the competition discipline ground jury. Competition Discipline Ground Jury has the authority to eliminate for use of illegal equipment during a test that is discovered after the competitor has left the arena.

Article 55—Scoring of Disqualification

The discipline ground jury may disqualify a competitor and/or a team from competition, for the reasons stated in Article 21. Or the discipline ground jury may decide to issue a Yellow (Warning) Card in lieu of disqualifying a competitor. Decisions of the discipline ground jury are not appealable except at Championships.

1. If a Yellow Card is accessed to a competitor, it may or may not include penalty points. The discipline ground jury can access penalties ranging from 0 up to the maximum penalties as defined below. Any accessed penalties should

be included in the "Other" column on the scoresheet and are deducted from the positive point score prior to combining them with the Horse Management Score.

Single Test Infraction—The maximum number of penalties accessible for infractions related to a single test is 50 penalties.

Full Competition—For infractions related to the entire competition, the maximum number of penalties possible is calculated by multiplying the number of tests ridden during the competition by 50.

2. Competitors (or teams) who are disqualified from competition shall have all their scores from the competition stricken. If the disqualification of a competitor causes an already short team, to become a shortened team, then shortened team ghost scoring will apply. If a stable manager is disqualified, all the team's accumulated Horse Management points will be split evenly among the remaining team members.

Disqualified competitors and their horses may not take further part in the rally and may be asked to leave the grounds. A disqualified competitor/team may not receive an award.

Additional Causes for Disqualification in Western Dressage are:

1. **Unauthorized Assistance**—Any intervention by a third party with the object of facilitating the task of the competitor, including voice, signals, etc., is illegal assistance.
2. **Misrepresentation of entry or inappropriate entry.**
3. **Horse's tongue tied down.**
4. **Cruelty including excessive spurring.**

Article 56—Team Scoring

1. Based on the number of mounted competitors, teams may or may not have a drop score. Four rider teams will drop the worst (lowest) score for each round of tests. Three rider teams will keep all three scores from each phase. If Horse Management Ghost Scores are needed, those will be calculated per the current Horse Management Handbook. Team totals will be calculated by totaling final riding scores with the Horse Management Bonus Score for the team totals. The final score is calculated using the below formula.

Overall Score = Riding Score + HM Bonus Score

HM Bonus Score = Maximum HM Score—(Total HM Penalties X multiplier)

The Maximum HM Score and the multiplier vary according to the number of rounds

- For a four-round rally, HM Bonus Score = 300—(Total HM Penalties X 3)

SECTION IV: Scoring

- For a three-round rally, HM Bonus Score = 225—(Total HM Penalties X 2.25)
 - For a two-round rally, HM Bonus Score = 150—(Total HM Penalties X 1.5)
2. In extraordinary circumstances when a short team (three rider team) becomes a shortened team (two rider and one stable manager), prior to the start of competition, the following team scoring will take effect.
 - A. In the event of the competitor being removed completely from the team. Ghost Horse Management scores will be determined per the Horse Management Handbook. Ghost riding scores will be determined by averaging the riding scores of the two remaining competitors.
 - B. In the event of the competitor no longer being able to participate in the riding portion of the competition. They shall continue to earn Horse Management scores, and ghost riding scores will be determined by averaging the riding scores of the two remaining competitors.

Please Note: The above scoring is not to be used in a 4 man team's loss of a rider or mount. Only to be used with a 3 man team rather than losing a team completely from the rally.

Article 57—Individual Scoring

While rallies are normally scored only as teams, there are some instances when the tabulation of Individual Scores is necessary. To determine an individual's score:

1. The percentage scores of each competitor's rides will be added together.
2. The total scores, including all Horse Management scores, will be subtracted from the competitor's positive Riding Score.
3. The winning individual is that individual who has the highest total score after all scores have been added. In the event of a tie, the tie will be broken first by the best individual test Dressage score, then by the highest total Dressage Collective marks from all tests, and, finally, by the lowest total Horse Management score.

Article 58—Posting of Scores

Depending on the length of the rally, scores may be posted multiple times during the rally or just once. Any time scores are posted there is a 30-minute inquiry period where competitors can inquiry regarding the scores (Article 52). After the final inquiry period, the only changes that can occur are if a transcription error has occurred. Following the final inquiry period, final scores for all competitors must be posted for review by competitors, parents, coaches, etc.

Anytime scores are posted during the competition, there will be an announcement of official score posting and time.

Article 59—Placing of Teams

The winning team is that with the best (highest) final score after riding scores and the Horse Management bonus score are added together.

Ties:

In a team competition, ties will be decided on the following conditions:

1. Add each individual competitor's test scores to get a total individual score, then rank the individuals on the team. The team whose third-ranked competitor has the highest total score wins the tie.
2. Add the collective marks for each individual from all tests to get a total collective mark score for each rider, then rank the individuals and add total collective mark scores for the top 3 riders on the team. The highest total of all collective marks for the top three riders in all rides wins the tie.

Awards:

Overall Team and Horse Management Awards are usually presented at mounted rallies. Other awards may be also be given and all awards must be published in the prize list.

Please Note:

1. A disqualified horse/rider combination may not be placed or receive an award.
2. Teams reduced to two riding members may not be considered in the final placing, but scores may be continued for team members' information.

SECTION V: Officiation

Overview

The use of appropriately licensed (US Equestrian, Western Dressage Association of America, etc.) officials is always preferable. In regards to Standard Rallies, appropriately licensed officials may be required. However, realizing that not every area has Pony Club-oriented licensed officials easily available, rally organizers are asked to utilize suitably experienced personnel to fill official positions. Organizers needing help are encouraged to reach out to the appropriate discipline committee (refer to www.ponyclub.org About/Contact Us/Activities Council to find contact information for the USPC discipline committee members). These resource people, available by e-mail, or phone, can help with courses, officials or other questions.

Article 60—Rally Organizer

The rally organizer serves as the manager of the competition. They must be on the grounds during competition and available to rally officials in the event a problem arises concerning the facility or equipment. Rally organizers do not participate in the officiation, unless required due to extenuating circumstances. They must engage individuals necessary to fill all official capacities at the competition. Full details and job descriptions for rally organizers are available in the Rally Organizer's Guide.

Article 61—Steward/Technical Delegate (TD)

The steward/TD oversees the technical and administrative arrangements for a competition. They are responsible for knowing and enforcing the rules of the competition. The steward/TD is the person to whom an inquiry is presented by the team captain in the event of a question regarding mathematical errors or scoring irregularities. If the initial inquiry to the steward/TD fails to resolve the question at hand, the discipline ground jury then makes a final decision. The steward/TD may not be a member of the discipline ground jury.

1. The organizer shall appoint a knowledgeable person to serve as steward/TD. The steward/TD should be licensed by U.S. Equestrian or by a comparable association.
 - A. The steward/TD shall act with complete impartiality and report to the organizer and Western Dressage committee, protecting the interests of competitors, judges, officials, and the competition organizers. The steward/TD shall have no connection with the management or judging of a competition.
 - B. No steward/TD may officiate at any competition in which a member of his/her family, any owned horses or any of his/her students are competing.
 - C. No competition shall be organized and held without the presence of a steward/TD.
2. The duties, powers, and responsibilities of the steward/TD are defined as follows:

- A. To protect the interests of competitors, judges, and rally organizers
 - B. Ensuring the Western Dressage rally is organized and managed in strict compliance with the USPC Western Dressage Rules
 - C. Inspecting arenas and warm-up areas
 - D. Supervising horse inspections
 - E. Once the competition begins, the technical delegate is responsible for accounting for the presence of all competitors and horses on rally grounds. Any withdrawals of horses or riders must be reported to the steward/TD as soon as possible
 - F. Supervising the technical conduct of the competition.
 - G. Reporting any infraction or violation of the competition rules and regulations to the organizer or Western Dressage committee, by any competitor, coach, manager, competition official, staff member or any other person present on the competition grounds and seeing that immediate action is taken.
 - H. Furnishing the USPC Western Dressage committee with a complete written report on the competition, including any infractions or violations of the rules, within three days following completion of the competition. (See Appendix IV.)
3. The steward/TD is authorized to insist on alterations to arenas and/or the facility if, in his/her opinion, the arenas and/or facility do not comply with the established limits for the competition. If the arena or facility is considered unsuitable for competition, the steward/TD is encouraged to confer with the organizer and/or judge(s) before insisting on alterations;
 4. The steward/TD shall have no duties other than those specified above and in Uniform Officiation Rules.

Article 62—Discipline Ground Jury:

The Discipline Ground Jury is the group that adjudicates the rally. The Discipline Ground Jury makes proper inquiries into both sides of cases in all protests concerning decisions made by the TD and other officials during a rally.

Per the appropriate discipline rulebook the Organizer shall appoint a Discipline Ground Jury. Specific to each discipline the Discipline Ground Jury shall be composed of the Chief Overall Judge, the Chief Horse Management Judge, and other individuals as appointed by the Rally Organizer.

The following persons are ineligible to serve on the Discipline Ground Jury:

1. Any competitor, manager, chaperone, coach or owner of a horse entered in the competition
2. Any close relative of a person named in item 1. above

SECTION V: Officiation

3. Any instructor or trainer of any competitor or horse entered in the competition
4. The Organizer or any member of the Organizing Committee
5. No other Horse Management Judge
6. The TD
7. Any member of the Overall Ground Jury/Appeal Committee

Any variance from these qualifications must be approved by the Chairman of the appropriate discipline committee.

Duties of the Discipline Ground Jury:

1. The Discipline Ground Jury is ultimately responsible for the judging of the rally and for settling all problems that may arise during its jurisdiction. Together with the TD and Organizing Committee shall ensure that all arrangements for the rally, including that all competition areas are appropriate. If, after consultation with the TD, the Discipline Ground Jury is not satisfied with the arrangements or areas, it has the authority to modify them.
2. The Discipline Ground Jury will be responsible for determining objections against decisions by technical personnel, including judges and time-keepers, and may substitute their judgement for that of any judge or official, whether or not in favor of the competitor.
3. The Discipline Ground Jury oversees all phases of a rally and determines whether competitors may continue in the next phase, after elimination or excused.
4. The members of the Discipline Ground Jury are obliged to be on the grounds from the Official Rally Opening until awards have been made.
5. Any member of the Discipline Ground Jury has the duty and authority at any time during the rally to disqualify any competitor who is unfit to continue because of physical exhaustion or impairment, abusive or dangerous behavior. There is no appeal against such a decision.

Article 63—President of the Discipline Ground Jury

For standard rallies, the president of the ground jury must be the chief judge.

Article 64—Overall Ground Jury/Appeals Committee (for Multiple Championships)

At Championships (when multiple disciplines are competing at the same time and on the same facility), there will be an overall ground jury/appeals committee composed of three to five persons to include: the Vice President of Activities (if not the organizer), the Championships horse management organizer, and one or more knowledgeable horse persons designated by the organizer, one of whom will be designated President.

The purpose and duties of the overall ground jury/appeals committee include:

- Determine dress requirements for turnout inspections and competition; and responsibility for waiving of dress requirements when the heat/humidity index so indicates
- Decide issues that affect all disciplines at the Championships, so as to promote uniformity among the competitions
- Handle instances regarding the uniform application of disciplinary action for poor sportsmanship, cruelty or misbehavior by a competitor
- Make a proper inquiry into both sides of the cases in all appeals concerning decisions made by the discipline ground jury, or referred to the appeal committee by the discipline ground jury

The decision of the overall ground jury/appeals committee is final.

The following may not serve on the overall ground jury/appeals committee at a Championships:

- Anyone serving as a steward/TD
- anyone serving on a discipline ground jury
- Anyone serving as a CHMJ for the competition
- Anyone serving as a judge for the competition

Article 65—Horse Management Judges

1. All competitions shall include judging of Horse Management. Horse Management shall be judged in accordance with current USPC Horse Management Handbook. At all events, horse management judges will judge safety standards throughout the day.
2. The horse management judges shall be responsible for conducting stable, turnout and turnback inspections.
3. Horse management judges shall be responsible for safety checks. The safety checks will be performed in assigned areas, as close to warm up and competition areas as feasible.

Article 66—Chief Horse Management Judge (CHMJ)

One member of the rally horse management staff will be designated as the chief horse management judge. If the rally is a standard rally for Championships, the chief horse management judge must be selected from the chief horse management judge list on the USPC website.

Article 67—Western Dressage Judges

The Rally organizer shall appoint all judges. At a standard rally, it is strongly recommended that regional rally judges be select from the current USEF list of Western Dressage judges. Judges for a standard rally must be in good standing with USEF and WDAA. At modified regional rallies (with approval of the organizer), participants or graduates of the USDF Learner Judges Training Program, graduate or current As, or

SECTION V: Officiation

qualified horsemen may also judge. (See also Guidelines for Judges). At Championships, Western Dressage judges shall be selected from the current USEF Roster of USEF-Licensed Western Dressage Judges.

Article 68—Inspection Panel

An inspection panel made up of the president of the discipline ground jury, the CHMJ, and a veterinarian or other qualified horse person, will officiate over the Horse Inspections (jogging). The veterinarian's decision shall be final when a judge or the steward request an inspection or examination as to the serviceable soundness of a horse. In the absence of a veterinarian, the judges or the steward shall have the right to excuse a horse from further participation on the grounds of unsoundness.

Article 69—Veterinarian

1. The veterinarian should be a part of the inspection panel for all horse inspections.
2. Regional competitions should have a qualified veterinarian present or on call for all phases of the competition.
3. The veterinarian shall assist the organizer in all matters pertaining to the health and welfare of the horses at the competition.
4. The veterinarian, when required to be present at a competition, shall have the right to inspect and examine any horse at the competition. The judges or the steward may request an inspection or an examination of any horse.
5. The veterinarian's decision shall be final when a judge or the steward request an inspection or examination as to the serviceable soundness of a horse. In the absence of a veterinarian, the judges or the steward shall have the right to excuse a horse from further participation on the grounds of unsoundness.

Article 70—Chief Scorekeeper

1. The chief scorekeeper is responsible for prompt and accurate scorekeeping. The judges and timekeepers provide factual data for the chief scorekeeper to use in the calculation of scores and place standings.
2. Accurate, up-to-the-minute scorekeeping is very important to keep the competitors, officials and spectators informed. Therefore, the judges and the chief scorekeeper shall work in close cooperation with the announcer.
3. The chief scorekeeper shall appoint such assistants as he/she may require for the work. All scoring shall be conducted with complete impartiality.

Article 71—Required Medical Personnel

1. For mounted rallies—An EMT-Basic (paid or volunteer) is required onsite one hour prior to the first ride of the rally and stay until riding concludes for the day. The EMT or rally organizer must be aware of the closest ambulance and hospital locations.

The EMT must:

- Have CPR certification and license to perform basic assessment and non-invasive treatment.
- Not have any other duties at the mounted rally.
- Have a reliable means of communicating with the local EMS service and knowledge of the nearest hospital.
- Have direct communication with all riding areas, especially those out of view.
- Coordinate with the rally organizer on how to handle injured parties.

2. Additional Information:

- An EMT who is Intermediate or Paramedic level, both meets and exceeds the minimum requirement.
- Facility requirements may exceed the minimum USPC EMT requirement.
- Rallies run as recognized events may exceed the minimum USPC EMT requirement.
- An on-site ambulance is highly recommended, but not required.

SECTION VI: Appendices

Appendix I: Mounted Competitions Scoring Inquiry/Protest/Appeal Form page 1

Remember:

- Only Competitors have the right to dispute scores and can participate in the process.
- Before this form can be used, a verbal inquiry must have been made to the CHMJ for Horse Management score questions.
- After submission to the TD/Steward, no additional information can be added by the team.

Date: _____ Discipline: _____ Division: _____ Team #s _____

Team Captain Name & Phone Number: _____

Team Member # for Protest: _____ Team Member Certification: _____

State infraction and provide points assessed:

Statement of Protest:

References (Name reference and page number):

Signature of Team Captain/Competitor: _____

SECTION VI: Appendices

Appendix I: Mounted Competitions Inquiry/Protest/Appeal Form page 2 Written Inquiry/Protest/Appeal Review For Official Use Only

Written Inquiry Disposition: Date/time: _____

Approved:_____ Denied:_____ Points awarded if any:_____

Technical Delegate: _____

CHMJ (if HM related) _____

Team Captain _____

Requesting Advance to Protest Yes:_____ No:_____

Protest Disposition: Date/time: _____

Approved:_____ Denied:_____ Points awarded if any:_____ Penalty, if any: _____

Discipline Ground Jury: _____

Team Captain: _____

Requesting Advance to Appeal (Championships ONLY) Yes:_____ No:_____

Appeal Disposition: Date/time: _____

Approved:_____ Denied:_____ Points awarded if any:_____ Penalty, if any: _____

Overall Ground Jury/Appeal Committee (Championships ONLY): _____

Team Captain: _____

Received by Scorer: (to indicate receipt and adjustment of a change)

SECTION VI: Appendices

Appendix II Heat Illness and Heat Index Chart

HEAT ILLNESS	Symptoms	What to Do
Heat Stroke	<ul style="list-style-type: none"> • Confusion • Fainting • Seizures • Excessive sweating or red, hot, dry skin • Very high body temperature 	<ul style="list-style-type: none"> • Contact Medical Personnel, EMT, or Call 911 <p><i>While waiting for help:</i></p> <ul style="list-style-type: none"> • Place person in shady, cool area • Loosen clothing, or remove outer clothing • Fan air, place ice packs in armpits, apply cool compresses • Provide fluids (water)
Heat Exhaustion	<ul style="list-style-type: none"> • Cool, moist skin • Heavy sweating • Headache • Nausea or vomiting • Dizziness • Light headedness • Weakness • Thirst • Irritability • Fast Heart Beat 	<ul style="list-style-type: none"> • Place person in shady, cool area • Provide fluids (water) • Cool person with cold compresses, ice packs, fan
Heat Cramps	<ul style="list-style-type: none"> • Muscle Spasms 	<ul style="list-style-type: none"> • Rest in cool, shaded area • Drink water • Wait a few hours before returning to play

Heat Index (Apparent Temperature) Chart

RELATIVE HUMIDITY

	0%	10%	20%	30%	40%	50%	60%	70%	80%	90%	100%
70°	64	65	66	67	68	69	70	70	71	71	72
75°	69	70	72	73	74	75	76	77	78	79	80
80°	73	75	77	78	79	81	82	85	86	88	91
85°	78	80	82	84	86	88	90	93	97	102	108
90°	83	85	87	90	93	96	100	106	113	122	+
95°	87	90	93	96	101	107	114	124	136	+	+
100°	91	95	99	104	110	120	132	144	+	+	+
105°	95	100	105	113	123	135	149	+	+	+	+
110°	99	105	112	123	137	150	+	+	Danger Zone		
115°	103	111	120	135	151	+	+				
120°	107	116	130	148	+	+	+				
125°	111	123	141	+	+	+	+				
130°	117	131	+	+	+	+	+				

This chart is based upon shady, light wind conditions.
Exposure to direct sunlight can increase the HI by up to 15°F.
“+” indicates the heat index temperature is so great it is off the scale.

SECTION VI: Appendices

Appendix III: Chaperone and Emergency Contact Information

Team Chaperones vs. Emergency Contacts

When competitors under the age of majority (minors) participate in a rally, there will be a designated “Official Team Chaperone.” In the situation of scramble teams, the official team chaperone will be appointed by the rally officials and will be so noted in the rally program. The team chaperone serves as the team contact for rally and a responsible guiding presence to prepare the team for success. Competitors who are above the age of majority (adults) participating in a rally will not have a designated chaperone but must submit the name and contact information for their emergency contact.

Team Chaperones

Time Commitment

The official team chaperone is responsible for team members during the hours of competition and on competition grounds only (from arrival on grounds until departing rally ground at beginning and end of each day of competition).

Transportation, Driving and Lodging

Decisions to allow a competitor to drive or not, who they can or cannot ride with, who they can or cannot have in a vehicle that they are driving, where they stay at night and with whom they stay, and who is to be responsible for a competitor are all decisions that must be made by the parent/legal guardian. These decisions are not a decision of USPC, their region, club/center, or the rally organizer. Specific arrangements must be made by and between the parent/legal guardian and the adult assuming any of these responsibilities in the absence of the parent/guardian.

Preparing Your Team for Success

- Initiate contact with all team members prior to leaving for the competition and gather cell phone numbers as appropriate. In cases of scramble team members, request contact information from the rally secretary. Share this information with team captain and/or stable manager.
- Encourage the team to have meetings prior to leaving for rally. Be sure all members of a scramble team are included in the decision-making process, either by email or phone contact, if a distance away.
- Discuss team equipment, review all rules that apply and any decisions regarding snacks, drinks, plans for meals, etc. Determine how the team members plan to provide snacks and drinks (i.e., each team member contribute a sum of money to a pot or each member is assigned specific items to bring). If each is contributing money, it must be collected before the rally. Be sure to know who is bringing cooler(s), as to avoid a trip to the local store.

- Plan arrival time at the competition site and any details such as arrangements for ordering bedding, if needed, and who is assigned to do this (again collect money in advance if needed).
- On the first day of the rally, gather the team together before they separate for the night and make plans for the next day. Include a review of their competition schedule and how they can best work together to help each other prepare.
- Determine a regular meeting place and de-brief the team at the end of each day of competition. Take this opportunity to offer words of praise, acknowledge their accomplishments, and encourage the sense of teamwork and team building. Guide the team towards constructive criticism and steer them away from finger pointing. Have the team make plans for the next day concerning time they will arrive on the competition grounds, who will feed horses the next morning, who will re-supply the tack room cooler with ice, drinks and snacks (get requests for drinks/ snacks) and make the plans for lunch. Be sure any plans for cooler and/or lunch delivery follow any requirements as stated in the competition entry and they understand the plan. Have the team leave with a plan for the next day in place before they go off for an evening of relaxation.

Emergency Contacts

Anyone listed as an emergency contact for a competitor should be reachable by phone for the duration of the competition. Emergency contacts do not need to be on the competition grounds, but ideally are also within driving distance of the competition in the case of an emergency.

SECTION VI: Appendices

Appendix III Chaperone Form

To be completed by the chaperone and turned in with the rally entry for USPC members below the age of majority.

Chaperone duties shall include:

1. The primary function of the "Official Team Chaperone" is to ensure that there is a contact person for every USPC member below the age of majority, on the grounds for the duration of the competition.
2. While multiple Chaperone Forms may be turned in for a single team, only one person will be designated the Official Team Chaperone. If the Official Team Chaperone must leave the grounds during the competition, they must delegate the team chaperone duties to another responsible adult, making it clear that they are to respond to rally officials and any team members in your absence.
3. Be present and available to rally officials and all team members for the duration of the competition.
4. Being in contact with parents/guardians for all team members during competition hours.
5. Being in contact with all team members and their parents/guardians outside of competition hours.
6. Have copy of and be familiar with the current discipline rulebook and the current Horse Management Handbook and Rules for rallies. Rulebooks available for download from www.ponyclub.org.
7. Be aware that USPC members are required to wear a current, up to date USPC medical card/bracelet on their arm at all USPC activities.
8. Be familiar with the effects of heat and humidity and the potential risk for heat related illness. Take an active role in helping to keep all team members well hydrated and take every opportunity to encourage water breaks.
9. Uphold USPC Substances and Weapons Policy which prohibits the inappropriate or illegal use of any substance, including but not limited to drugs or alcohol, by anyone participating in any manner. Weapons of any kind are forbidden. Refer to About/About the Organization/By-Laws, Policies and Resolutions on www.ponyclub.org for the full policy statement.
10. Remember that administration of medications is the sole responsibility of the parent/guardian.

I have read and understand the duties of a chaperone as listed above.

Chaperone for the following team or individual(s)

Name of Chaperone

Cell Phone Number

Signature

Date

SECTION VI: Appendices

Appendix III Emergency Contact Form

for USPC Members Above the Age of Majority

The age of majority is the threshold of adulthood in law. As USPC members above the age of majority are adults in the eyes of the law and therefore responsible for themselves; USPC does not require a “chaperone” for these members at competitions. USPC does require that members above the age of majority submit Emergency Contact information for each competition. Age of majority varies per state.

USPC Member: _____ Current Age: _____ State of Residence: _____

Competition Name: _____ Competition Date: _____

Emergency Contact Name: _____

Emergency Contact Relationship to Competitor: _____

Emergency Contact Home Phone Number: _____

Emergency Contact Cell Phone Number: _____

An additional Emergency Contact can be included, but is not required.

Secondary Emergency Contact Name: _____

Secondary Emergency Contact Relationship to Competitor: _____

Secondary Emergency Contact Home Phone Number: _____

Secondary Emergency Contact Cell Phone Number: _____

SECTION VI: Appendices

Appendix IV: Junior/Senior Team Formation

PERMISSION FOR JUNIOR COMPETITORS TO PARTICIPATE IN A RALLY ON A TEAM WITH SENIOR COMPETITORS

When merging a member under the age of 18 on a team with member(s) 18 years of age or older, written permission should be obtained by the person configuring the team. This form can be used for written permission, but other methods (email, etc.) are also acceptable. Written permission should be maintained with the rally entry paperwork.

This agreement acknowledges that _____ and their parent(s)/legal guardian(s) agree to the participant's placement onto a rally team with:
(Name of Participant)

(Name of Senior Participant) *(Name of Senior Participant)*

(Name of Senior Participant) *(Name of Senior Participant)*

at _____ rally.
(name of rally)

PARTICIPANT NAME *(Print)*: _____ DATE OF BIRTH: _____

PARTICIPANT SIGNATURE: _____ DATE: _____

PARENT/GUARDIAN NAME *(Print)*: _____

PARENT/GUARDIAN SIGNATURE: _____ DATE: _____

*PARENT/GUARDIAN NAME *(Print)*: _____

*PARENT/GUARDIAN SIGNATURE: _____ DATE: _____

Note: Combining junior and senior teams into one division is not the same as combining junior and senior members onto one team. Junior competitors can always compete up a division as a senior to fill out a team. Senior competitors can never compete down to a junior division. Before combining junior and senior aged competitors on the same team, rally organizers must obtain the permission of the junior competitor and their parent(s)/legal guardian(s).

*Second parent/guardian signature if applicable.

SECTION VI: Appendices

Appendix V USPC Western Dressage Rally Steward/TD's Evaluation and Report

(This form is also available electronically on the USPC Web site under Parents/Volunteers/Resources/Rally Organizers)

*=information required

TD/Steward's Name * _____ Phone * _____

TD/Steward's Email Address * _____

TD/Steward's License number and affiliation _____

Organizer's Name * _____ Phone * _____

Organizer's Email Address * _____

CHMJ Name* _____ Phone * _____

CHMJ Email Address * _____ Number of AHMJ's* _____

Rally Information

Region * _____ Rally Start Date * _____ Rally End Date * _____

Rally locations (please include all if multiple) _____

Is this a standard rally? * _____

Did you have a CURRENT copy of the Discipline's Rulebook? *(yes/no)

Did you read the rulebook prior to attending the rally? * (yes/no)

Was the entire rally conducted according to these rules? * (yes/no)

Did Horse Management function according to the rules? * (yes/no)

Did you have any problem with a stated rule? * (yes/no) If yes, please tell us why. _____

Did you have a situation for which there was not a stated rule? * (yes/no) If yes, please describe the situation. _____

Did any competitors receive Yellow Cards given during the rally? (yes/no) If yes, how many and why. _____

Were any competitors disqualified during the rally? * (yes/no) If so, please tell us who and why. _____

SECTION VI: Appendices

Was the rally well-organized? **(yes/no)** Please describe. _____

Were the facilities suitable for all phases of the rally? **(yes/no)** If no, please describe areas of concern. _____

Were the organizers and other officials friendly and supportive to competitors and each other? * **(yes/no)**

Was sufficient personnel provided to manage all phases? * **(yes/no)**

Were medical personnel & equipment (EMT, ambulance) on the grounds during mounted activities and on call at all times? * **(yes/no)**

Were any accident reports filed? * **(yes/no)**

For the duration of the rally, was safety placed as a priority? **(yes/no)** Please describe. _____

Were the communications suitable for all phases of the rally? (yes/no) If no, please describe areas of concern. _____

Were briefings held? (yes/no) Please describe. _____

Was the rally a learning experience for all competitors? * **(yes/no)** Please describe. _____

Do you feel you were given all the materials to do your job effectively? * **(yes/no)** If no, please describe why not. _____

Horse Management Review

As the Technical Delegate/Steward, you are charged with the first level of reviewing the decisions in Horse Management. Under the rules of competition, the initial protest from the decision of the Chief Horse Management Judge is to the Technical Delegate/Steward. A protest can only be made by the team or individual competitor against whom an adverse decision is made. Therefore if a protest comes to you to reconsider the decision of the Chief Horse Management Judge and you do NOT sustain the decision of the judge, the protest is concluded. If you do sustain the Chief Horse Management Judge, then a protest can be placed before the Discipline Ground Jury.

Were all inquiries/protests that were brought to you as TD/Steward in written form on the official form?* **(yes/no)**

Do you have any comments on the Horse Management competition at this rally? _____

Do you have any additional comments or thought you would like to share? _____

SECTION VI: Appendices

Rally Competitor Numbers

Please utilize the lines below to indicate what competition divisions were offered and the number of teams and competitors in each.

	Level/ Division*	Number of Teams*	Number of Competitors*	Number of Competitors with D-2 Certification above 10 years of age*	Number of Competitors with C-1 Certification above 12 years of age*
Junior Introductory	_____	_____	_____	_____	_____
Senior Introductory	_____	_____	_____	_____	_____
Junior Basic	_____	_____	_____	_____	_____
Senior Basic	_____	_____	_____	_____	_____
Junior One Level and Up	_____	_____	_____	_____	_____
Senior One Level and Up	_____	_____	_____	_____	_____
Other (please specify)	_____	_____	_____	_____	_____

President of the Ground Jury's Name * _____ Phone * _____

President of the Ground Jury's Email Address * _____

President of the Ground Jury's License number and affiliation _____

Judge's Name * _____ Phone * _____

Judge's Email Address * _____

Judge's License number and affiliation _____

Judge's Name * _____ Phone * _____

Judge's Email Address * _____

Judge's License number and affiliation _____

SECTION VI: Appendices

Appendix VI Western Dressage Coaching Guidelines Form

Each coach should have a copy and a signed copy submitted with entries. Photocopy as necessary.

Penalties for violating these coaching guidelines will be assessed by the discipline ground jury and/or overall ground jury under the rules governing unauthorized assistance. Any coach not adhering to the rules set forth below may be removed from their position for the duration of the phase and/or competition.

Coaches are recommended for Dressage rallies and Championships. There may be one or more coaches per team; the organizer or ring steward may limit the number of coaches in a warm-up area at any given time.

Agreement

By signing this form, you:

- Agree to be familiar with and observe all USPC By-Laws, Policies and competition rules.
- Agree to be governed by Horse Management guidelines as expected of competitors, including appropriate attire, footwear and conduct.
- Agree to adhere to the USPC Conflict of Interest and Code of Ethics Policies in all your actions and decisions.
- Agree to conduct yourself in a fair and courteous manner.

Coaches Must

- Check in as requested and attend any official coaches' briefings.
- Be familiar with, understand and comply with the current USPC discipline and Horse Management rules.
- Be aware of the welfare of horse and rider.
- Wear identification as provided by the organizer/secretary during the competition times.
- Follow all discipline coach parameters outlined in the discipline rulebook.
- Assist competitors in learning and understanding all rules pertinent to the competition.
- Help any Pony Club competitor who asks for help or who is present without a coach.

All phase coaches must sign that they have read this sheet:

I _____ have read and agree to follow the USPC Dressage Rulebook and above guidelines for coaching.

Printed Name: _____ Signature: _____

Date: _____ Cell Phone: _____ Email: _____

Please list the competitors/teams you are coaching:

1. _____
2. _____
3. _____
4. _____
5. _____
6. _____

Coaches Must Not

- Enter the barn except during authorized visiting times.
- Interfere with the immediate care of the mount under penalty of elimination of the competitor.
- Coach in a manner that interferes with the warm-up of other competitors.
- Be the organizer, and member of the organizing committee or any other official of the competition.
- Be a team chaperone.
- Be a regional supervisor at a regional competition.

Coaching Duties

- Warming-up competitors for competition in the designated warm-up areas only.
- In addition, a coach may lead a competitor's mount into the arena area.
- Coaches may observe but not participate in (unless requested), soundness checks or horse inspections.
- Meet with the team to discuss ride times, planning and how to best utilize the coach within the team.

Communications between Coaches and Competitors

- Coaches may communicate with the competitors during the official briefing and any subsequent briefings as required by the organizer and in the warm-up area prior to and following the competitor's ride.
- Coaches may accompany competitors during their ride, arena inspection, course walks or any other subsequent times competition areas are open for warm-up, during which they may give advice and coach.

Competitors who wish to Coach while Competing

Championships competitors who are 18 years of age as of January 1 of the competition year may coach other members recognizing that:

- No scheduling changes will be made to accommodate coaching /riding times.
- Care of mount and other competitor responsibilities take precedence over coaching.

SECTION VI: Appendices

Appendix VII Western Dressage Yellow (Warning) Card

UNITED STATES PONY CLUBS

A yellow warning card may be issued by the discipline ground jury after being notified by a technical delegate, steward, or competition official at a USPC competition to any competitor, spectator or participant for improper conduct, or for noncompliance with the rules. When issuing a yellow card, the discipline ground jury may assess penalty points as outlined in Article 21 and 55.

Important information to know about the issuance of a Warning (Yellow) Card:

1. A Yellow Card is a warning with possible attached penalty points given for any infraction that is a disqualifiable offense.
2. A Yellow Card may be, but is not required to be given before the disqualification of a competitor or team.
3. A Yellow Card that incurs penalty points that will be recorded in the "Other" column of the scoresheet.
4. There is no appeal against receiving a Yellow Card.
5. A copy of any Yellow Card issued must be sent to the Activities Department, activities@ponyclub.org.

Issued to: (Name) _____ Competitor # _____

Region/Club/Center _____

Address _____

City/State/Zip _____

At the following competition: _____

Date/Time of incident: _____ Description of incident: _____

(please use back of page if necessary)

Issuing Official: (print) _____ Position: _____

Signature: _____ Date: _____

Phone: _____ Email: _____

Activities Department • United States Pony Clubs • 4041 Iron Works Parkway • Lexington, KY 40511 •
859.254.7669 • Fax 859.223.4652 • www.ponyclub.org

SECTION VI: Appendices

Appendix VIII Permitted Bits and Nosebands

NOTE: Final determination of permitted and prohibited bits and saddlery may require referencing the USEF Western Dressage Rulebook on the USEF website or the USEF/WDAA Attire and Equipment Guide on the WDAA website for the most up-to-date information.

Examples of Permitted Snaffle Mouthpieces (Not an all-inclusive list)

1. Inlaid two-piece mouthpiece—LEGAL
2. O-ring; three-piece mouthpiece with barrel—LEGAL
3. D-ring—LEGAL if size meets rule requirement
4. O-ring bit; barrel mouthpiece—LEGAL
5. Flat mouthpiece—LEGAL if bar meets measurement requirements
6. Mullen mouth—LEGAL
7. LEGAL if reins are attached above bit hobble/curb strap
8. LEGAL center hinged joint if smooth
9. LEGAL if connecting ring and bars meet measurement requirement

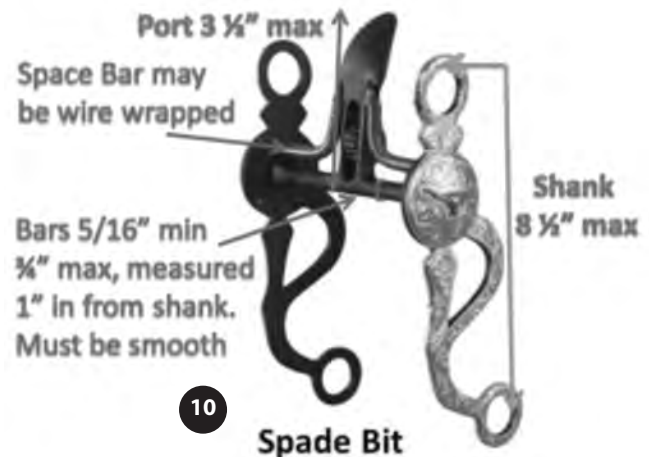


Examples of Permitted Curb Bits and Attachments (Not an all-inclusive list)

There is no discrimination against any standard Western bit. A standard Western curb bit may be used at any level.

10. Spade bit


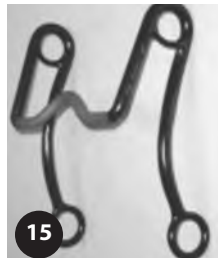

- A standard Western bit is defined as having a shank with a maximum length overall of 8 1/2" (215.9 mm). The mouthpiece will consist of a metal bar 5/16" (7.9 mm) to 3/4" 19.05 mm) in diameter as measured one inch in from the shank. The bars may be inlaid but must be smooth or latex wrapped. (The bars may be encased in smooth 5/16" (7.9 mm) to 3/4" (19.05 mm) in diameter tubular barrels that rotate around the bars). Nothing may protrude above or below the mouthpiece (bar) such as extensions, prongs or rivets designed to intimidate the horse. Rollers attached to the center of the bit are acceptable, and may extend below the bar. Jointed 8 1/2" mouthpieces are acceptable and may consist of two or three pieces and may have one or two joints. A three-piece mouthpiece may include a connecting ring of 1 1/4 inch (31.75 mm) or less in diameter or a connecting flat bar of 3/8 to 3/4 inch (9.5mm–19.05 mm) measured top to bottom with a maximum length of 2" (50 mm), which lies flat in the mouth, or a roller or port as described herein. The port must be no higher than 3-1/2 inches (88.9 mm) maximum with roller(s) and covers acceptable. Jointed mouthpieces, half-breeds and spade bits are standard. Wire on the braces (above the bars and attaching to the spade) of a traditional spade bit is acceptable.



SECTION VI: Appendices

- Reins must be attached to each shank.
- A flat curb chain or leather chin strap must be used with a curb bit. Curb chains or flat leather chin straps must be at least 1/2 inch (12.7 mm) in width and lie flat against the jaw of the horse. No wire, rawhide, metal or other substance can be used in conjunction with or as part of the flat leather chin strap or curb chain. Round, rolled, braided or rawhide curb straps are prohibited.
- A slobber guard (may be bar, chain, strap or string) on a curb bit is permitted.
- Rein chains with a spade bit are allowed.


11. LEGAL (if not greater than 3/4" diameter)—inlaid, wrapped with latex
12. Example of wire on braces of a traditional spade bit—LEGAL
13. Example of rein chains—LEGAL with a spade bit
14. Half-breed—LEGAL
15. LEGAL bit design
16. Light lip strap—LEGAL; slobber guard (bar, chain, strap or string)—LEGAL
17. Threading of lip strap between layers of curb strap—LEGAL
18. LEGAL—roller on bar forms a continuous line
19. Very short, smooth, rounded rivet or knobs used to join the mouthpiece together and extend a tiny bit below the bar are LEGAL
20. Rollers attached to the center of the bit are allowed, and may extend below the bar—LEGAL
21. Jointed mouthpieces are allowed with a curb bit and may consist of two or three pieces—LEGAL
22. Broken mouthpiece allowed; bars may be inlaid but must be smooth or latex wrapped—LEGAL



Examples of Permitted Curb Straps/Curb Chains

(Not an all-inclusive list)

23. LEGAL—if measures at least 1/2" in width
24. LEGAL ONLY if used with a snaffle bit as a bit hobble below the reins; NOT LEGAL if used with a curb bit
25. LEGAL if used with snaffle a bit hobble; NOT LEGAL with curb bit
26. LEGAL if measures at least 1/2" in width
27. LEGAL if measures at least 1/2" in width



SECTION VI: Appendices

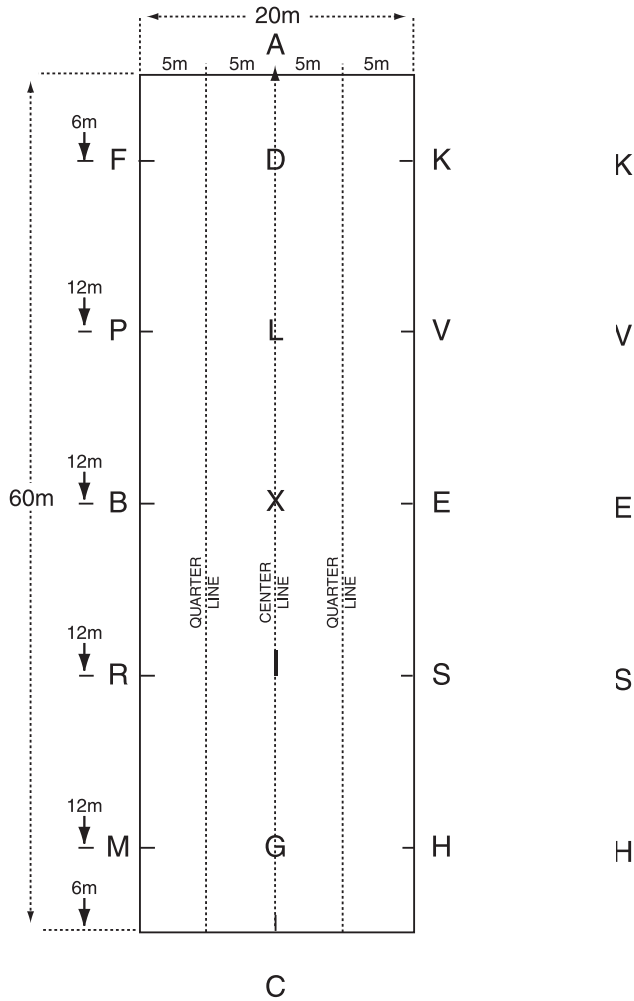
Appendix IX Western Dressage Arenas

Standard Arena

(20M X 60M)

Diagonal Length:

63.25m = 207'6"

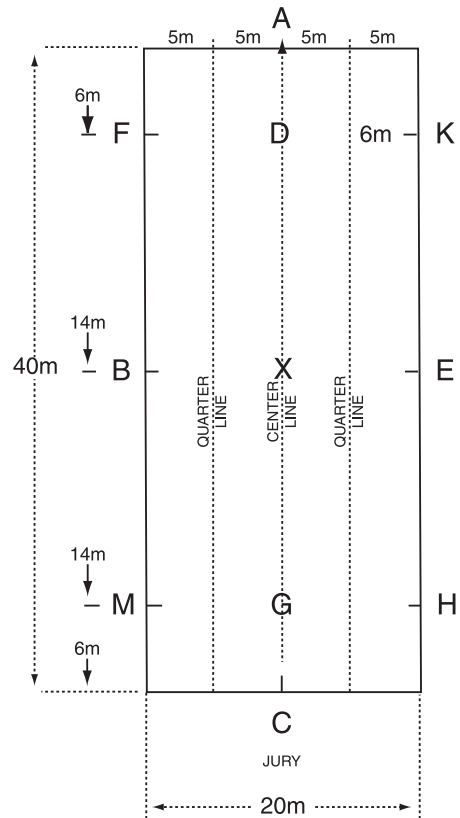


Small Arena

(20M X 40M)

Diagonal Length:

44.72m = 146'9"



See the Dressage section of the Rally Organizers Guide for information on setting up Dressage Arenas.